

SUMMARY

PAKISTAN EDUCATION STATISTICS 2004-05



NATIONAL EDUCATION MANAGEMENT INFORMATION SYSTEM

ACADEMY OF EDUCATIONAL PLANNING AND MANAGEMENT
MINISTRY OF EDUCATION

ISLAMABAD

NATIONAL EDUCATIONAL MANAGEMENT INFORMATION SYSTEM
ACADEMY OF EDUCATIONAL PLANNING AND MANAGEMENT
MINISTRY OF EDUCATION
www.aepam.edu.pk

Phone : 9260674, 9261354 , 9261360
Fax : 9261359, 2856039

Professional Team

Dr. P.A. Shami Director General
Izaz-i-Fazeelat

Dawood Shah Joint Director (MIS) /Project Coordinator (NEMIS)

Nasir Amin Senior System Analyst

Irfan Majeed Butt Senior Programmer

Akhtisar Ali Programmer

Sarwat Hamid Butt Education Statistician

Muhammad Farhad Computer Expert

Imtiaz Khan Research Officer

Tahir Taj Research Officer

Akhtar Tatla Research Officer

Mahmood Hussain Shah Stenographer

Khurram Ali Asst. System Administrator

Ashiq Amin Data Entry Operator

Foreword

The valid, reliable and comprehensive educational statistics data are pre-requisite for pragmatic planning and decision-making, resource allocation, monitoring and evaluation of education system. The National Education Management Information System (NEMIS) based in Academy of Educational Planning and Management (AEPAM) is responsible for consolidation of data transmitted by provincial/ regional EMISs. The NEMIS also coordinates and provides technical support to the provincial/ regional EMISs to enhance their data generating capacity and maintaining standards.

AEPAM have been publishing the Annual National Education Statistics Reports regularly since 1992-93. The NEMIS has published Pakistan Education Statistics 2004-05, which is the 13th National Report of this series. This is the summary based on Pakistan Education Statistics 2004-05. It contains summarized educational data pertaining to public sector educational institutions managed by Ministry of Education/ Education Departments as well institutions managed by other than the Ministry of Education/ Education Departments, private educational institutions, technical and vocational institutions, colleges, teacher training institutions, deeni madaris, universities and non-formal basic education centers. Efforts have been made to generate a comprehensive scenario of education in Pakistan. The figures of private schools as reported are based on Census of Private Educational Institutions in Pakistan, conducted by Federal Bureau of Statistics in 1999 and the National Sample Survey of Private Schools in Pakistan conducted by AEPAM in 2004. The report presents summarized information relating to number of educational institutions, enrolment, teachers and physical facilities by

We are highly grateful to the Honourable Federal Education Minister for his patronage and kind guidance for NEMIS. The constant guidance and support of Mr. Sajid Hassan, Federal Education Secretary, to AEPAM and NEMIS team made it possible to conduct all the activities as per planned schedule. It is an un-denying fact that the support and cooperation of Dr. S. Fayyaz Ahmad, Joint Education Advisor, P&P Wing, Ministry of Education were always valuable which proved a source of encouragement for the staff members of the AEPAM.

We are indebted and grateful to the assistance and cooperation extended by provincial/regional EMIS Coordinators for providing the provincial/ regional consolidated education data for the national education data bank. I duly acknowledge the efforts made by the NEMIS team for processing the data and producing this report.

Dr. P.A. Shami
Izaz-e-Fazeelat
Director General

Table of Contents

Professional Team
Foreword
Introduction
Summary
Comparison of Education Data
Deeni Madaris
Institutions by Level, Gender and Location
Enrolment by Stage, Gender and Location
Teachers by Level, Gender and Location
Institutions (Public Sector) by Province, Level, Gender and Location
Enrolment (Public Sector) by Province, Stage, Gender and Location
Teacher (Public Sector) by Province, Level, Gender and Location
Institutions (Other Public Sector) by Level, Gender and Location
Enrolment (Other Public Sector) by Stage, Gender and Location
Teachers (Other Public Sector) by Level, Gender and Location
Institutions (Private Sector) by Province, Level, Gender and Location
Enrolment (Private Sector) by Province, Stage, Gender and Location
Teachers (Private Sector) by Province, level, Gender and Location
Comparison of Education Data (Public Sector) by Years 2003-04 to 2004-05
Percentage of Public Schools by Province, Level, Location and Gender
Status of Public Schools by Province, Level and Gender
Total Enrolment (Public) by Year and Class (1995-96- to 2004-05)
Graphical Representation of Enrolment by Year and Class
Sanctioned, Filled in and Vacant Teachers Posts in Public Schools
Number of Mosque Schools (Public) by Teaching Strength, Location and Gender
Number of Primary Schools (Public) by Teaching Strength, Location and Gender
Number of Middle Schools (Public) by Teaching Strength, Location and Gender
Number of High Schools (Public) by Teaching Strength, Location and Gender
Number of Higher Secondary Schools (Public) by Teaching Strength, Location and Gender
Student-Teacher, Teacher-School and Student-School Ratios
S.S.C. Examination (Annual) Summary by Province/Region 1995-2005
S.S.C. Examination (Annual) of Public & Private Schools by Province/Region Board 1995-2005
H.S.S.C. Examination (Annual) Summary by Province/Region 1995-2005
Colleges (Public) by Province, Level and Gender
Technical and Vocational Institutions by Province, Level and Gender
Teachers Training Institutions by Province and Gender
Universities (Public + Private) by Province and Gender
Universities (Public + Private) by Province, Enrolment, Gender and Level
Deeni Madaris, Institutions Teachers and Enrolment by Wafaqs, Province and Gender
Total Government Expenditure on Education 2004-05

SUMMARY
2004-05

Pakistan

Institutions Type		Institutions	Enroment by Stage			Teachers		
			Boys	Girls	Total	Male	Female	Total
Pre- Primary	Public	-	2,185,321	1,860,754	4,046,075	-	-	-
	Other Public	-	16,759	12,424	29,183	-	-	-
	Private	-	-	-	-	-	-	-
	Total	-	2,202,080	1,873,178	4,075,258	-	-	-
Primary	Public*	135,173	6,263,943	4,428,532	10,692,475	215,389	125,747	341,136
	Other Public	3,482	228,388	159,048	387,436	6,914	7,006	13,920
	Private	18,502	3,547,110	2,630,927	6,178,037	21,321	73,758	95,080
	Total	157,157	10,039,441	7,218,507	17,257,948	243,624	206,511	450,136
Middle	Public	14,609	1,955,605	1,250,952	3,206,557	58,425	52,838	111,263
	Other Public	60	42,639	30,226	72,865	773	1,415	2,188
	Private	15,749	689,607	581,444	1,271,051	36,011	97,204	133,215
	Total	30,418	2,687,851	1,862,622	4,550,473	95,209	151,457	246,666
High	Public	8,995	855,339	530,255	1,385,594	108,529	52,763	161,292
	Other Public	124	24,223	19,205	43,428	975	1,375	2,350
	Private	7,471	244,158	206,842	450,999	34,003	84,468	118,471
	Total	16,590	1,123,720	756,302	1,880,021	143,507	138,606	282,113
Higher. Sec/ Inter Colleges (XI-XII)	Public	1,023	82,516	78,201	160,717	16,263	10,316	26,579
	Other Public	34	11,354	9,786	21,140	405	251	656
	Private	547	50,033	36,704	86,738	9,157	8,271	17,428
	Total	1,604	143,903	124,691	268,595	25,825	18,838	44,663
Degree Colleges (XI-XIV)	Public	653	213,062	204,026	417,088	8,562	6,306	14,868
	Other Public	24	1,538	4,305	5,843	401	384	785
	Private	-	-	-	-	-	-	-
	Total	677	214,600	208,331	422,931	8,963	6,690	15,653
Post Graduate Colleges (XI-XVI)	Public	98	113,049	118,908	231,957	3,486	2,524	6,010
	Other Public	-	-	-	-	-	-	-
	Private	-	-	-	-	-	-	-
	Total	98	113,049	118,908	231,957	3,486	2,524	6,010
Non-Formal Basic Education	Public	10,336	123,106	236,241	359,347	633	9,714	10,347
	Total	10,336	123,106	236,241	359,347	633	9,714	10,347

Institutions Type	Institutions	Enroment by Stage			Teachers			
		Boys	Girls	Total	Male	Female	Total	
Technical & Vocational Institutions	Public	747	92,364	21,300	113,664	5,906	1,450	7,356
	Other Public	-	-	-	-	-	-	-
	Private	-	-	-	-	-	-	-
	Total	747	92,364	21,300	113,664	5,906	1,450	7,356
Teachers Training Institutions	Public	114	18,267	8,812	27,079	1,689	898	2,587
	Other Public	-	-	-	-	-	-	-
	Private	21	4,528	4,956	9,484	22	67	89
	Total	135	22,795	13,768	36,563	1,711	965	2,676
Universities	Public	53	253,186	204,888	458,074	47,175	6,382	53,557
	Private	50	45,125	17,467	62,592	5,496	1,580	7,076
	Total	103	298,311	222,355	520,666	52,671	7,962	60,633
Deeni Madaris	Total	12,654	-	-	1,544,838	-	-	63,617
Total	Public	171,801	12,155,758	8,942,869	21,098,627	466,057	268,938	734,995
	Other Public	3,724	324,901	234,994	559,895	9,468	10,431	19,899
	Private	54,994	4,580,561	3,478,339	9,603,739	106,011	265,348	434,976
	Total	230,519	17,061,220	12,656,202	31,262,261	581,536	544,717	1,189,870

* Including Mosque schools

Notes:

- i. Other public sector means public institutions not run by Ministry of Education or Provincial Education Department
 - ii. Teacher's data in respect of Technical & Vocational institutions and data for Higher Education for the year 2003-04 are repeated for the year 2004-05
 - iii. For "Public Sector the data is estimated on the basis of "Census of Private Education Institutions in Pakistan 1999-2000" published by Federal Bureau of Statistics
 - iv. For Non-formal Basic Education, Project Wing, Ministry of Education, Ministry of Education provided the data
- Source for Private Sector data: Federal Bureau of Statistics, Statistics Division, 1999-2000 and estimated by AEPAM for the year 2004-05

**Comparison of Educational Data
2003-04 and 2004-05**

Pakistan

Institutions Type		Institutions		Enrolment By Stage		Teachers	
		2003-04	2004-05	2003-04	2004-05	2003-04	2004-05
Pre- Primary	Public	-	-	3,531,907	4,046,075	-	-
	Other Public	-	-	42,022	29,183	-	-
	Private	-	-	-	-	-	-
	Total	-	-	3,573,929	4,075,258	-	-
Primary	Public	133,952	135,173	10,135,577	10,692,475	330,039	341,136
	Other Public	3,397	3,482	243,373	387,436	11,631	13,920
	Private	17,621	18,502	5,828,337	6,178,037	90,552	95,080
	Total	154,970	157,157	16,207,287	17,257,948	432,222	450,136
Middle	Public	13,668	14,609	3,078,217	3,206,557	109,327	111,263
	Other Public	60	60	71,568	72,865	3,152	2,188
	Private	14,999	15,749	1,171,476	1,271,051	126,872	133,215
	Total	28,727	30,418	4,321,261	4,550,473	239,351	246,666
High	Public	8,868	8,995	1,340,680	1,385,594	162,430	161,292
	Other Public	123	124	43,243	43,428	1,656	2,350
	Private	7,115	7,471	415,668	450,999	112,830	118,471
	Total	16,106	16,590	1,799,591	1,880,021	276,916	282,113
Higher Sec	Public	795	836	101,692	114,360	23,849	24,870
	Other Public	33	34	20,401	21,140	567	656
	Private	521	547	75,424	86,738	16,598	17,428
	Total	1,349	1,417	197,517	222,238	41,014	42,954
Inter Colleges *	Public	-	187	-	46,357	-	1,709
	Other Public	-	-	-	-	-	-
	Private	-	-	-	-	-	-
	Total	-	187	-	46,357	-	1,709
Degree * Colleges (XI-XIV)	Public	-	653	-	417,088	-	14,868
	Other Public	-	24	-	5,843	-	785
	Private	-	-	-	-	-	-
	Total	-	677	-	422,931	-	15,653

Institutions Type		Institutions		Enrolment By Stage		Teachers	
		2003-04	2004-05	2003-04	2004-05	2003-04	2004-05
Post Graduate * Colleges (XI-XVI)	Public	-	98	-	231,957	-	6,010
	Other Public	-	-	-	-	-	-
	Private	-	-	-	-	-	-
	Total	-	98	-	231,957	-	6,010
Non-Formal Basic Education ***		-	10,336	-	359,347	-	10,347
Technical & Vocational Institutions	Public	624	747	104,590	113,664	7,042	7,356
	Other Public	-	-	-	-	-	-
	Private	-	-	-	-	-	-
	Total	624	747	104,590	113,664	7,042	7,356
Teachers Training Institutions	Public	114	114	27,079	27,079	2,587	2,587
	Other Public	-	-	-	-	-	-
	Private	-	21	-	9,484	-	89
	Total	114	135	27,079	36,563	2,587	2,676
Universities **	Public	53	53	458,074	458,074	53,557	53,557
	Private	50	50	62,592	62,592	7,076	7,076
	Total	103	103	520,666	520,666	60,633	60,633
Deeni Madaris		11,351	12,654	1,457,189	1,544,838	****	63,617
Total	Public	158,074	171,801	18,777,816	21,098,627	688,831	734,995
	Other Public	3,613	3,724	420,607	559,895	17,006	19,899
	Private	51,657	54,994	9,010,685	9,603,739	353,928	434,976
	Total	213,344	230,519	28,209,108	31,262,261	1,059,765	1,189,870

* : During 2003-04 publication the data regarding Inter Colleges, Degree Colleges and Post graduate Colleges was not provided by provincial/ regional EMISs. Therefore the consolidated figures reflected in the Economic Survey of Pakistan, 2003-04 regarding Arts & Science Colleges 2003-04. The figures of 2003-04 and 2004-05 are from two different sources so data does not match with each other

** : Universities data is repeated as Higher Education Commission did not collected the data for year 2004-05

*** : Non Formal Basic Education data was not collected for year 2003-04

**** : Incomplete data

**Deeni Madaris
2004-05**

Pakistan

Name of Wafaq/ Tanzeem/ Rabita	No of Affiliated Institutions	Enrolment	Teachers
Rabita-tul-Madaris Islamia	454	52,774	2,749
Wafaq-ul-Madaris Al-Salafia	336	35,251	1,374
Wafaq-ul-Madaris Al-Shia	375	16,441	1,982
Tanzeem-ul-Madaris Ahl-e-Sunat Pakistan	2,064	82,806	8,500
Wafaq-ul-Madaris Al-Arabia Pakistan	9,398	1,350,000	48,500
Independent Institutions	27	7,566	512
Total	12,654	1,544,838	63,617

Note: Independent Institutes includes Jamia Taleemat Islamia Faisalabad, Jamia Dar-ul-Uloom Karachi, Jamia Ashrafia Lahore and Dar-ul-Uloom Muhammadia Ghosia Bhera Sharif

Institutions by Level, Gender and Location 2004-2005

Public Sector**Pakistan**

Level	URBAN				RURAL				TOTAL			
	Boys	Girls	Mixed	Total	Boys	Girls	Mixed	Total	Boys	Girls	Mixed	Total
Primary *	6,022	4,672	1,828	12,522	67,983	39,061	15,607	122,651	74,005	43,733	17,435	135,173
Middle	927	974	65	1,966	6232	5911	500	12,643	7,159	6,885	565	14,609
High	1336	1067	37	2,440	4629	1709	217	6,555	5,965	2,776	254	8,995
Higher Sec.	120	157	15	292	352	175	17	544	472	332	32	836
Inter Colleges	-	-	-	-	-	-	-	-	101	79	7	187
Degree Colleges	-	-	-	-	-	-	-	-	311	296	46	653
Post Graduate Colleges	-	-	-	-	-	-	-	-	43	27	28	98
Total	8,405	6,870	1,945	17,220	79,196	46,856	16,341	142,393	88,056	54,128	18,367	160,551

Private Sector

Primary	85	85	9,356	9,526	230	507	8,239	8,977	315	592	17,595	18,502
Middle	93	85	9,118	9,295	191	41	6,223	6,454	283	126	15,340	15,749
High	355	189	5,100	5,644	106	52	1,669	1,827	461	240	6,769	7,471
Higher Sec.	75	60	258	392	28	32	95	154	103	92	353	547
Total	607	418	23,832	24,857	555	632	16,225	17,412	1,162	1,050	40,057	42,269

Note: Estimated by AEPAM @ 5% for the year 2004-05

Source: Federal Bureau of Statistics, Statistics Division, 1999-2000

Other Public Sector

Primary	113	46	182	341	-	58	3,083	3,141	113	104	3,265	3,482
Middle	20	20	20	60	-	-	-	-	20	20	20	60
High	38	48	37	123	-	-	1	1	38	48	38	124
Higher Sec.	5	4	22	31	-	-	3	3	5	4	25	34
Degree Colleges	5	8	10	23	-	-	1	1	5	8	11	24
Total	181	126	271	578	-	58	3,088	3,146	181	184	3,359	3,724

Note: Other public sector means institutions not run by Ministry of Education or Provincial Education Department

Total (Public + Other Public + Private)

Primary*	6,220	4,803	11,366	22,389	68,213	39,626	26,929	134,769	74,433	44,429	38,295	157,157
Middle	1,040	1,079	9,203	11,321	6,423	5,952	6,723	19,097	7,462	7,031	15,925	30,418
High	1,729	1,304	5,174	8,207	4,735	1,761	1,887	8,383	6,464	3,064	7,061	16,590
Higher Sec.	200	221	295	715	380	207	115	701	580	428	410	1,417
Inter Colleges	-	-	-	-	-	-	-	-	101	79	7	187
Degree Colleges	5	8	10	23	-	-	1	1	316	304	57	677
Post Graduate Colleges	-	-	-	-	-	-	-	-	43	27	28	98
Total	9,193	7,414	26,048	42,655	79,751	47,546	35,654	162,951	89,399	55,362	61,783	206,544

* Including Mosque schools

Enrolment by Stage, Gender and Location 2004-2005

Public Sector**Pakistan**

Stage	URBAN			RURAL			TOTAL		
	Male	Female	Total	Male	Female	Total	Male	Female	Total
Pre-Primary	272,795	289,497	562,292	1,912,526	1,571,257	3,483,783	2,185,321	1,860,754	4,046,075
Primary	1,172,628	1,106,707	2,279,335	5,091,315	3,321,825	8,413,140	6,263,943	4,428,532	10,692,475
Middle	634,353	594,900	1,229,253	1,321,252	656,052	1,977,304	1,955,605	1,250,952	3,206,557
High	359,554	343,473	703,027	495,785	186,782	682,567	855,339	530,255	1,385,594
High Sec.	22,904	35,232	58,136	35,095	21,129	56,224	57,999	56,361	114,360
Inter colleges	-	-	-	-	-	-	24,517	21,840	46,357
Degree Colleges	-	-	-	-	-	-	213,062	204,026	417,088
Post Graduate Colleges	-	-	-	-	-	-	113,049	118,908	231,957
Total	2,462,234	2,369,809	4,832,043	8,855,973	5,757,045	14,613,018	11,668,835	8,471,628	20,140,463

Private Sector

Primary	2,243,552	1,824,209	4,067,761	1,303,558	806,718	2,110,276	3,547,110	2,630,927	6,178,037
Middle	494,690	429,020	923,711	194,917	152,423	347,340	689,607	581,444	1,271,051
High	205,783	170,937	376,720	38,375	35,905	74,280	244,158	206,842	450,999
Higher Sec.	43,691	31,865	75,556	6,342	4,840	11,182	50,033	36,704	86,738
Total	2,987,716	2,456,031	5,443,747	1,543,192	999,885	2,543,077	4,530,908	3,455,916	7,986,825

Note1 : Estimated by AEPAM @ 6% primary, 6.5% Middle, 8 % High and 12% Higher Secodary from 1999-2000 to 2002-03

Note2 : Estimated by AEPAM @ 6% primary, 8.5% Middle & High and 15% Higher Secodary for the year 2003-04 & 2004-05

Source1: Federal Bureau of Statistics, Statistics Division, 1999-2000

Source2: A study on "National Sample Survey of private schools in Pakistan", AEPAM, 2004

Other Public Sector

Pre-Primary	6,448	4,530	10,978	10,311	7,894	18,205	16,759	12,424	29,183
Primary	78,717	61,213	139,930	149,671	97,835	247,506	228,388	159,048	387,436
Middle	40,858	29,137	69,995	1,781	1,089	2,870	42,639	30,226	72,865
High	23,829	19,004	42,833	394	201	595	24,223	19,205	43,428
Higher Sec.	10,952	9,669	20,621	402	117	519	11,354	9,786	21,140
Degree Colleges	1,443	4,263	5,706	95	42	137	1,538	4,305	5,843
Total	162,247	127,816	290,063	162,654	107,178	269,832	324,901	234,994	559,895

Note: Other public sector means institutions not run by Ministry of Education or Provincial Education Department

Total (Public +Other Public + Private)

Pre-Primary	279,243	294,027	573,270	1,922,837	1,579,151	3,501,988	2,202,080	1,873,178	4,075,258
Primary	3,494,897	2,992,129	6,487,026	6,544,544	4,226,378	10,770,922	10,039,441	7,218,507	17,257,948
Middle	1,169,901	1,053,057	2,222,959	1,517,950	809,564	2,327,514	2,687,851	1,862,622	4,550,473
High/ 'O' Level	589,166	533,414	1,122,580	534,554	222,888	757,442	1,123,720	756,302	1,880,021
Higher Sec./ 'A' Level	77,547	76,766	154,313	41,839	26,086	67,925	119,386	102,851	222,238
Inter colleges	-	-	-	-	-	-	24,517	21,840	46,357
Degree Colleges	1,443	4,263	5,706	95	42	137	214,600	208,331	422,931
Post Graduate Colleges	-	-	-	-	-	-	113,049	118,908	231,957
Total	5,612,197	4,953,656	10,565,853	10,561,819	6,864,108	17,425,927	16,524,644	12,162,538	28,687,183

Teachers by Level, Gender and Location 2004-2005

Public Sector**Pakistan**

Level	URBAN			RURAL			TOTAL		
	Male	Female	Total	Male	Female	Total	Male	Female	Total
Primary*	36,150	35,603	71,753	179,239	90,144	269,383	215,389	125,747	341,136
Middle	8,867	12,322	21,189	49,558	40,516	90,074	58,425	52,838	111,263
High	34,706	30,015	64,721	73,823	22,748	96,571	108,529	52,763	161,292
Higher Sec.	5,205	5,941	11,146	9,936	3,788	13,724	15,141	9,729	24,870
Inter Colleges	-	-	-	-	-	-	1,122	587	1,709
Degree Colleges	-	-	-	-	-	-	8,562	6,306	14,868
Post Graduate Colleges	-	-	-	-	-	-	3,486	2,524	6,010
Total	84,928	83,881	168,809	312,556	157,196	469,752	410,654	250,494	661,148

Private Sector

Primary	8,242	50,718	58,961	13,079	23,040	36,119	21,321	73,758	95,080
Middle	17,013	68,355	85,368	18,998	28,849	47,847	36,011	97,204	133,215
High	24,461	72,108	96,569	9,542	12,360	21,902	34,003	84,468	118,471
Higher Sec.	4,249	6,661	10,910	4,908	1,610	6,518	9,157	8,271	17,428
Total	53,965	197,843	251,808	46,528	65,859	112,387	100,493	263,701	364,194

Note: Estimated by AEPAM @ 5%

Source: Federal Bureau of Statistics, Statistics Division, 1999-2000

Other Public Sector

Primary	829	2,813	3,642	6,085	4,193	10,278	6,914	7,006	13,920
Middle	756	1,392	2,148	17	23	40	773	1,415	2,188
High	955	1,368	2,323	20	7	27	975	1,375	2,350
Higher Sec.	384	248	632	21	3	24	405	251	656
Degree Colleges	393	369	762	8	15	23	401	384	785
Total	3,317	6,190	9,507	6,151	4,241	10,392	9,468	10,431	19,899

Note: Other public sector means institutions not run by Ministry of Education or Provincial Education Department

Total (Public + Other Public + Private)

Primary*	45,221	89,135	134,356	198,403	117,377	315,780	243,624	206,512	450,136
Middle	26,636	82,069	108,705	68,573	69,388	137,961	95,209	151,457	246,666
High	60,122	103,491	163,613	83,385	35,115	118,500	143,507	138,606	282,113
Higher Sec.	9,838	12,850	22,688	14,865	5,401	20,266	24,703	18,251	42,954
Inter Colleges	-	-	-	-	-	-	1,122	587	1,709
Degree Colleges	393	369	762	8	15	23	8,963	6,690	15,653
Post Graduate	-	-	-	-	-	-	3,486	2,524	6,010
Total	142,210	287,914	430,124	365,235	227,296	592,531	520,614	524,627	1,045,241

* Including Mosque Schools

**Institutions (Public Sector) by Province, Level, Gender and Location
2004-2005**

Pakistan

Province	Level	URBAN				RURAL				TOTAL			
		Boys	Girls	Mixed	Total	Boys	Girls	Mixed	Total	Boys	Girls	Mixed	Total
Punjab	Mosque	809	31	-	840	6,552	73	-	6,625	7,361	104	-	7,465
	Primary	1,927	2,364	-	4,291	19,534	20,351	-	39,885	21,461	22,715	-	44,176
	Middle	390	513	-	903	2,575	3,718	-	6,293	2,965	4,231	-	7,196
	High	574	512	-	1,086	2,355	1,041	-	3,396	2,929	1,553	-	4,482
	Higher Sec	44	67	-	111	159	109	-	268	203	176	-	379
	Inter Colleges*	-	-	-	-	-	-	-	-	33	25	-	58
	Degree Colleges*	-	-	-	-	-	-	-	-	109	157	4	270
	Post Graduate*	-	-	-	-	-	-	-	-	23	22	26	71
Total		3,744	3,487	-	7,231	31,175	25,292	-	56,467	35,084	28,983	30	64,097
Sindh	Primary	1,644	1,402	1,718	4,764	16,221	5,240	14,990	36,451	17,865	6,642	16,708	41,215
	Middle	331	284	61	676	903	501	459	1,863	1,234	785	520	2,539
	High	434	342	37	813	425	118	212	755	859	460	249	1,568
	Higher Sec	42	54	15	111	27	7	17	51	69	61	32	162
	Inter Colleges	-	-	-	-	-	-	-	-	9	10	4	23
	Degree Colleges	-	-	-	-	-	-	-	-	88	77	42	207
	Post Graduate	-	-	-	-	-	-	-	-	4	2	2	8
Total		2,451	2,082	1,831	6,364	17,576	5,866	15,678	39,120	20,128	8,037	17,557	45,722
NWFP	Mosque	138	-	-	138	2,504	-	-	2,504	2,642	-	-	2,642
	Primary	702	515	-	1,217	11,190	6,975	-	18,165	11,892	7,490	-	19,382
	Middle	102	83	-	185	1,374	826	-	2,200	1,476	909	-	2,385
	High	121	74	-	195	933	206	-	1,139	1,054	280	-	1,334
	Higher Sec	26	22	-	48	133	31	-	164	159	53	-	212
	Inter Colleges	-	-	-	-	-	-	-	-	-	-	-	-
	Degree Colleges	-	-	-	-	-	-	-	-	64	32	-	96
	Post Graduate	-	-	-	-	-	-	-	-	12	-	-	12
Total		1,089	694	-	1,783	16,134	8,038	-	24,172	17,299	8,764	-	26,063
Balochistan	Mosque	70	-	-	70	481	-	-	481	551	-	-	551
	Primary	674	282	-	956	6,188	2,590	-	8,778	6,862	2,872	-	9,734
	Middle	77	56	-	133	468	172	-	640	545	228	-	773
	High	152	88	-	240	273	36	-	309	425	124	-	549
	Inter Colleges	-	-	-	-	-	-	-	-	28	17	-	45
	Degree Colleges	-	-	-	-	-	-	-	-	16	4	-	20
	Post Graduate	-	-	-	-	-	-	-	-	-	-	-	-
Total		973	426	-	1,399	7,410	2,798	-	10,208	8,427	3,245	-	11,672

Province	Level	URBAN				RURAL				TOTAL			
		Boys	Girls	Mixed	Total	Boys	Girls	Mixed	Total	Boys	Girls	Mixed	Total
AJK	Mosque	23	-	-	23	1,378	-	-	1,378	1,401	-	-	1,401
	Primary	20	60	-	80	890	1,849	-	2,739	910	1,909	-	2,819
	Middle	11	25	-	36	503	496	-	999	514	521	-	1,035
	High	27	20	-	47	324	228	-	552	351	248	-	599
	Higher Sec	-	3	-	3	18	21	-	39	18	24	-	42
	Inter Colleges	-	-	-	-	-	-	-	-	26	24	3	53
	Degree Colleges	-	-	-	-	-	-	-	-	22	19	-	41
	Post Graduate	-	-	-	-	-	-	-	-	4	3	-	7
Total		81	108	-	189	3,113	2,594	-	5,707	3,246	2,748	3	5,997
FANA	Mosque	1	-	-	1	16	1	11	28	17	1	11	29
	Primary	14	18	48	80	361	185	603	1,149	375	203	651	1,229
	Middle	13	5	4	22	109	51	41	201	122	56	45	223
	High	9	11	-	20	89	23	5	117	98	34	5	137
	Inter Colleges	-	-	-	-	-	-	-	-	5	3	-	8
	Degree Colleges	-	-	-	-	-	-	-	-	5	1	-	6
	Post Graduate	-	-	-	-	-	-	-	-	-	-	-	-
	Total		37	34	52	123	575	260	660	1,495	622	298	712
FATA	Mosque	-	-	-	-	212	-	-	212	212	-	-	212
	Primary	-	-	-	-	2,378	1,731	-	4,109	2,378	1,731	-	4,109
	Middle	-	-	-	-	282	122	-	404	282	122	-	404
	High	-	-	-	-	205	26	-	231	205	26	-	231
	Higher Sec	-	-	-	-	8	2	-	10	8	2	-	10
	Inter Colleges	-	-	-	-	-	-	-	-	-	-	-	-
	Degree Colleges	-	-	-	-	-	-	-	-	3	1	-	4
	Post Graduate	-	-	-	-	-	-	-	-	-	-	-	-
Total		-	-	-	-	3,085	1,881	-	4,966	3,088	1,882	-	4,970
Islamabad	Primary	-	-	62	62	78	66	3	147	78	66	65	209
	Middle	3	8	-	11	18	25	-	43	21	33	-	54
	High	19	20	-	39	25	31	-	56	44	51	-	95
	Higher Sec	8	11	-	19	7	5	-	12	15	16	-	31
	Inter Colleges	-	-	-	-	-	-	-	-	-	-	-	-
	Degree Colleges	-	-	-	-	-	-	-	-	4	5	-	9
	Post Graduate	-	-	-	-	-	-	-	-	-	-	-	-
	Total		30	39	62	131	128	127	3	258	162	171	65
Pakistan	Mosque	1,041	31	-	1,072	11,143	74	11	11,228	12,184	105	11	12,300
	Primary	4,981	4,641	1,828	11,450	56,840	38,987	15,596	111,423	61,821	43,628	17,424	122,873
	Middle	927	974	65	1,966	6,232	5,911	500	12,643	7,159	6,885	565	14,609
	High	1,336	1,067	37	2,440	4,629	1,709	217	6,555	5,965	2,776	254	8,995
	Higher Sec	120	157	15	292	352	175	17	544	472	332	32	836
	Inter Colleges	-	-	-	-	-	-	-	-	101	79	7	187
	Degree Colleges	-	-	-	-	-	-	-	-	311	296	46	653
	Post Graduate	-	-	-	-	-	-	-	-	43	27	28	98
Total		8,405	6,870	1,945	17,220	79,196	46,856	16,341	142,393	88,056	54,128	18,367	160,551

*: Provisional Data

Enrolment (Public Sector) by Province, Stage, Gender and Location

2004-2005

Pakistan

Province	Stage	URBAN			RURAL			TOTAL		
		Boys	Girls	Total	Boys	Girls	Total	Boys	Girls	Total
Punjab	Pre-Primary	158,374	181,128	339,502	1,081,609	967,047	2,048,656	1,239,983	1,148,175	2,388,158
	Primary	498,670	527,694	1,026,364	2,469,716	1,818,564	4,288,280	2,968,386	2,346,258	5,314,644
	Middle	355,458	339,910	695,368	705,549	408,989	1,114,538	1,061,007	748,899	1,809,906
	High	202,449	208,649	411,098	253,305	116,985	370,290	455,754	325,634	781,388
	Higher Sec	5,597	14,819	20,416	12,879	12,777	25,656	18,476	27,596	46,072
	Inter Colleges*	-	-	-	-	-	-	6,758	6,409	13,167
	Degree Colleges*	-	-	-	-	-	-	12,256	52,753	65,009
	Post Graduate*	-	-	-	-	-	-	76,626	109,972	186,598
Total		1,220,548	1,272,200	2,492,748	4,523,058	3,324,362	7,847,420	5,839,246	4,765,696	10,604,942
Sindh	Pre-Primary	42,633	51,842	94,475	191,394	127,504	318,898	234,027	179,346	413,373
	Primary	431,936	399,140	831,076	1,147,124	577,569	1,724,693	1,579,060	976,709	2,555,769
	Middle	154,233	155,319	309,552	144,128	49,451	193,579	298,361	204,770	503,131
	High	90,093	84,472	174,565	61,675	15,674	77,349	151,768	100,146	251,914
	Higher Sec	12,415	10,786	23,201	11,015	2,244	13,259	23,430	13,030	36,460
	Inter Colleges	-	-	-	-	-	-	6,836	6,437	13,273
	Degree Colleges	-	-	-	-	-	-	128,471	105,474	233,945
	Post Graduate	-	-	-	-	-	-	9,167	4,276	13,443
Total		731,310	701,559	1,432,869	1,555,336	772,442	2,327,778	2,431,120	1,590,188	4,021,308
NWFP	Pre-Primary	32,615	30,495	63,110	313,409	257,919	571,328	346,024	288,414	634,438
	Primary	124,503	89,607	214,110	940,866	569,404	1,510,270	1,065,369	659,011	1,724,380
	Middle	69,203	54,290	123,493	321,336	120,530	441,866	390,539	174,820	565,359
	High	37,459	28,354	65,813	128,238	32,304	160,542	165,697	60,658	226,355
	Higher Sec	2,720	4,995	7,715	9,527	3,810	13,337	12,247	8,805	21,052
	Inter Colleges	-	-	-	-	-	-	-	-	-
	Degree Colleges	-	-	-	-	-	-	32,374	22,140	54,514
	Post Graduate	-	-	-	-	-	-	21,239	708	21,947
Total		266,500	207,741	474,241	1,713,376	983,967	2,697,343	2,033,489	1,214,556	3,248,045

Province	Stage	URBAN			RURAL			TOTAL		
		Boys	Girls	Total	Boys	Girls	Total	Boys	Girls	Total
Balochistan	Pre-Primary	36,733	22,665	59,398	121,286	79,083	200,369	158,019	101,748	259,767
	Primary	86,240	57,468	143,708	176,337	113,363	289,700	262,577	170,831	433,408
	Middle	34,494	24,456	58,950	30,055	11,762	41,817	64,549	36,218	100,767
	High	16,495	11,092	27,587	10,163	2,853	13,016	26,658	13,945	40,603
	Inter Colleges	-	-	-	-	-	-	5,664	3,803	9,467
	Degree Colleges	-	-	-	-	-	-	16,285	6,069	22,354
	Post Graduate	-	-	-	-	-	-	-	-	-
	Total		173,962	115,681	289,643	337,841	207,061	544,902	533,752	332,614
AJK	Pre-Primary	1,392	1,888	3,280	57,878	60,549	118,427	59,270	62,437	121,707
	Primary	5,184	6,661	11,845	122,278	116,560	238,838	127,462	123,221	250,683
	Middle	6,294	5,764	12,058	56,456	44,455	100,911	62,750	50,219	112,969
	High	4,229	2,382	6,611	19,323	12,471	31,794	23,552	14,853	38,405
	Higher Sec	-	397	397	649	1,321	1,970	649	1,718	2,367
	Inter Colleges	-	-	-	-	-	-	4,711	4,511	9,222
	Degree Colleges	-	-	-	-	-	-	7,736	6,893	14,629
	Post Graduate	-	-	-	-	-	-	6,017	3,952	9,969
	Total		17,099	17,092	34,191	256,584	235,356	491,940	292,147	267,804
FANA	Pre-Primary	979	1,423	2,402	16,841	12,482	29,323	17,820	13,905	31,725
	Primary	3,225	5,595	8,820	44,013	30,753	74,766	47,238	36,348	83,586
	Middle	1,992	2,831	4,823	14,148	5,727	19,875	16,140	8,558	24,698
	High	1,479	1,414	2,893	4,492	1,430	5,922	5,971	2,844	8,815
	Higher Sec	-	-	-	-	-	-	-	-	-
	Inter Colleges	-	-	-	-	-	-	548	680	1,228
	Degree Colleges	-	-	-	-	-	-	1,466	790	2,256
	Post Graduate	-	-	-	-	-	-	-	-	-
	Total		7,675	11,263	18,938	79,494	50,392	129,886	89,183	63,125
FATA	Pre-Primary	-	-	-	127,663	63,668	191,331	127,663	63,668	191,331
	Primary	-	-	-	174,050	77,965	252,015	174,050	77,965	252,015
	Middle	-	-	-	41,418	6,612	48,030	41,418	6,612	48,030
	High	-	-	-	15,301	1,587	16,888	15,301	1,587	16,888
	Higher Sec	-	-	-	656	11	667	656	11	667
	Inter Colleges	-	-	-	-	-	-	-	-	-
	Degree Colleges	-	-	-	-	-	-	7,322	874	8,196
	Post Graduate	-	-	-	-	-	-	-	-	-
	Total		-	-	-	359,088	149,843	508,931	366,410	150,717

Province	Stage	URBAN			RURAL			TOTAL		
		Boys	Girls	Total	Boys	Girls	Total	Boys	Girls	Total
Islamabad	Pre-Primary	69	56	125	2,446	3,005	5,451	2,515	3,061	5,576
	Primary	22,870	20,542	43,412	16,931	17,647	34,578	39,801	38,189	77,990
	Middle	12,679	12,330	25,009	8,162	8,526	16,688	20,841	20,856	41,697
	High	7,350	7,110	14,460	3,288	3,478	6,766	10,638	10,588	21,226
	Higher Sec	2,172	4,235	6,407	369	966	1,335	2,541	5,201	7,742
	Inter Colleges	-	-	-	-	-	-	-	-	-
	Degree Colleges	-	-	-	-	-	-	7,152	9,033	16,185
	Post Graduate	-	-	-	-	-	-	-	-	-
Total		45,140	44,273	89,413	31,196	33,622	64,818	83,488	86,928	170,416
Pakistan	Pre-Primary	272,795	289,497	562,292	1,912,526	1,571,257	3,483,783	2,185,321	1,860,754	4,046,075
	Primary	1,172,628	1,106,707	2,279,335	5,091,315	3,321,825	8,413,140	6,263,943	4,428,532	10,692,475
	Middle	634,353	594,900	1,229,253	1,321,252	656,052	1,977,304	1,955,605	1,250,952	3,206,557
	High	359,554	343,473	703,027	495,785	186,782	682,567	855,339	530,255	1,385,594
	Higher Sec	22,904	35,232	58,136	35,095	21,129	56,224	57,999	56,361	114,360
	Inter Colleges	-	-	-	-	-	-	24,517	21,840	46,357
	Degree Colleges	-	-	-	-	-	-	213,062	204,026	417,088
	Post Graduate	-	-	-	-	-	-	113,049	118,908	231,957
Grand Total		2,462,234	2,369,809	4,832,043	8,855,973	5,757,045	14,613,018	11,668,835	8,471,628	20,140,463

*: Provisional Data

**Teachers (Public Sector) by Province, Level, Gender and Location
2004-2005**

Pakistan

Province	Level	URBAN			RURAL			TOTAL		
		Male	Female	Total	Male	Female	Total	Male	Female	Total
Punjab	Mosque	1,365	38	1,403	10,229	96	10,325	11,594	134	11,728
	Primary	9,913	10,765	20,678	60,790	50,507	111,297	70,703	61,272	131,975
	Middle	5,349	6,986	12,335	24,533	28,822	53,355	29,882	35,808	65,690
	High	17,312	14,784	32,096	36,208	14,799	51,007	53,520	29,583	83,103
	Higher Sec	1,818	2,401	4,219	4,465	2,458	6,923	6,283	4,859	11,142
	Inter Colleges	-	-	-	-	-	-	365	208	573
	Degree Colleges	-	-	-	-	-	-	2,284	2,937	5,221
	Post Graduates	-	-	-	-	-	-	2,248	2,239	4,487
	Total		35,757	34,974	70,731	136,225	96,682	232,907	171,982	131,656
Sindh	Primary	18,036	19,262	37,298	48,844	9,588	58,432	66,880	28,850	95,730
	Middle	1,469	3,556	5,025	3,796	1,333	5,129	5,265	4,889	10,154
	High	8,725	9,798	18,523	8,028	1,195	9,223	16,753	10,993	27,746
	Higher Sec	2,035	2,043	4,078	1,182	131	1,313	3,217	2,174	5,391
	Inter Colleges	-	-	-	-	-	-	195	109	304
	Degree Colleges	-	-	-	-	-	-	2,739	1,761	4,500
	Post Graduates	-	-	-	-	-	-	255	171	426
	Total		30,265	34,659	64,924	61,850	12,247	74,097	92,115	46,906
NWFP	Mosque	202	-	202	2,771	-	2,771	2,973	-	2,973
	Primary	4,260	3,226	7,486	34,973	18,075	53,048	39,233	21,301	60,534
	Middle	761	605	1,366	8,881	4,238	13,119	9,642	4,843	14,485
	High	2,837	1,386	4,223	12,832	2,342	15,174	15,669	3,728	19,397
	Higher Sec	1,014	623	1,637	3,387	648	4,035	4,401	1,271	5,672
	Inter Colleges	-	-	-	-	-	-	-	-	-
	Degree Colleges	-	-	-	-	-	-	1,744	795	2,539
	Post Graduates	-	-	-	-	-	-	882	-	882
	Total		9,074	5,840	14,914	62,844	25,303	88,147	71,918	31,143
Balochistan	Mosque	143	-	143	657	-	657	800	-	800
	Primary	2,076	1,103	3,179	9,130	4,322	13,452	11,206	5,425	16,631
	Middle	1,061	724	1,785	4,819	1,824	6,643	5,880	2,548	8,428
	High	4,428	2,922	7,350	5,334	530	5,864	9,762	3,452	13,214
	Inter Colleges	-	-	-	-	-	-	282	126	408
	Degree Colleges	-	-	-	-	-	-	546	147	693
	Post Graduates	-	-	-	-	-	-	-	-	-
	Total		7,708	4,749	12,457	19,940	6,676	26,616	27,648	11,425

Province	Level	URBAN			RURAL			TOTAL		
		Male	Female	Total	Male	Female	Total	Male	Female	Total
AJK	Mosque	36	2	38	1,774	11	1,785	1,810	13	1,823
	Primary	46	98	144	1,418	2,407	3,825	1,464	2,505	3,969
	Middle	105	211	316	3,659	2,935	6,594	3,764	3,146	6,910
	High	690	443	1,133	5,944	2,829	8,773	6,634	3,272	9,906
	Higher Sec	-	102	102	480	409	889	480	511	991
	Inter Colleges	-	-	-	-	-	-	280	144	424
	Degree Colleges	-	-	-	-	-	-	578	193	771
	Post Graduates	-	-	-	-	-	-	101	114	215
Total		877	856	1,733	13,275	8,591	21,866	14,152	9,447	47,198
FANA	Mosque	2	-	2	34	7	41	36	7	43
	Primary	71	149	220	1,345	805	2,150	1,416	954	2,370
	Middle	106	64	170	812	196	1,008	918	260	1,178
	High	164	162	326	1,259	142	1,401	1,423	304	1,727
	Inter Colleges	-	-	-	-	-	-	-	-	-
	Degree Colleges	-	-	-	-	-	-	-	-	-
	Post Graduates	-	-	-	-	-	-	-	-	-
	Total		343	375	718	3,450	1,150	4,600	3,793	1,525
FATA	Mosque	-	-	-	235	-	235	235	-	235
	Primary	-	-	-	6,593	3,914	10,507	6,593	3,914	10,507
	Middle	-	-	-	2,852	945	3,797	2,852	945	3,797
	High	-	-	-	3,813	394	4,207	3,813	394	4,207
	Higher Sec	-	-	-	250	41	291	250	41	291
	Inter Colleges	-	-	-	-	-	-	-	-	-
	Degree Colleges	-	-	-	-	-	-	404	135	539
	Post Graduates	-	-	-	-	-	-	-	-	-
Total		-	-	-	13,743	5,294	19,037	13,743	5,294	38,074

Province	Level	URBAN			RURAL			TOTAL		
		Male	Female	Total	Male	Female	Total	Male	Female	Total
Islamabad	Primary		960	960	446	412	858	446	1,372	1,818
	Middle	16	176	192	206	223	429	222	399	621
	High	550	520	1,070	405	517	922	955	1,037	1,992
	Higher Sec	338	772	1,110	172	101	273	510	873	1,383
	Inter Colleges	-	-	-	-	-	-	-	-	-
	Degree Colleges	-	-	-	-	-	-	267	338	605
	Post Graduates	-	-	-	-	-	-	-	-	-
	Total		904	2,428	3,332	1,229	1,253	2,482	2,133	3,681
Pakistan	Mosque	1,748	40	1,788	15,700	114	15,814	17,448	154	17,602
	Primary	34,402	35,563	69,965	163,539	90,030	253,569	197,941	125,593	323,534
	Middle	8,867	12,322	21,189	49,558	40,516	90,074	58,425	52,838	111,263
	High	34,706	30,015	64,721	73,823	22,748	96,571	108,529	52,763	161,292
	Higher Sec	5,205	5,941	11,146	9,936	3,788	13,724	15,141	9,729	24,870
	Inter Colleges	-	-	-	-	-	-	1,122	587	1,709
	Degree Colleges	-	-	-	-	-	-	8,562	6,306	14,868
	Post Graduates	-	-	-	-	-	-	3,486	2,524	6,010
	Total		84,928	83,881	168,809	312,556	157,196	469,752	410,654	250,494

Institutions (Other Public Sector) by Level, Gender and Location 2004-05

Pakistan

Sector	URBAN				RURAL				TOTAL				
	Level	Boys	Girls	Mixed	Total	Boys	Girls	Mixed	Total	Boys	Girls	Mixed	Total
CANTT & GARRISION	Primary	113	46	-	159	-	-	-	-	113	46	-	159
	Middle	19	19	-	38	-	-	-	-	19	19	-	38
	High	34	44	-	78	-	-	-	-	34	44	-	78
	H. Sec / Inter Colleges	3	2	5	10	-	-	-	-	3	2	5	10
	Degree Colleges	5	8	5	18	-	-	-	-	5	8	5	18
	Total	174	119	10	303	-	-	-	-	174	119	10	303
NCHD	Primary	-	-	135	135	-	-	2,560	2,560	-	-	2,695	2,695
	Middle	-	-	-	-	-	-	-	-	-	-	-	-
	High	-	-	-	-	-	-	-	-	-	-	-	-
	H. Sec / Inter Colleges	-	-	-	-	-	-	-	-	-	-	-	-
	Degree Colleges	-	-	-	-	-	-	-	-	-	-	-	-
	Total	-	-	135	135	-	-	2,560	2,560	-	-	2,695	2,695
NEF	Primary	-	-	11	11	-	58	523	581	-	58	534	592
	Middle	-	-	-	-	-	-	-	-	-	-	-	-
	High	-	-	-	-	-	-	1	1	-	-	1	1
	H. Sec / Inter Colleges	-	-	-	-	-	-	-	-	-	-	-	-
	Degree Colleges	-	-	-	-	-	-	-	-	-	-	-	-
	Total	-	-	11	11	-	58	524	582	-	58	535	593
NAVAL HEAD QUARTER	Primary	-	-	5	5	-	-	-	-	-	-	5	5
	Middle	1	1	-	2	-	-	-	-	1	1	-	2
	High	4	4	4	12	-	-	-	-	4	4	4	12
	H. Sec / Inter Colleges	1	1	-	2	-	-	-	-	1	1	-	2
	Degree Colleges	-	-	-	-	-	-	-	-	-	-	-	-
	Total	6	6	9	21	-	-	-	-	6	6	9	21
OPF	Primary	-	-	-	-	-	-	-	-	-	-	-	-
	Middle	-	-	-	-	-	-	-	-	-	-	-	-
	High	-	-	21	21	-	-	-	-	-	-	21	21
	H. Sec / Inter Colleges	1	1	-	2	-	-	-	-	1	1	-	2
	Degree Colleges	-	-	-	-	-	-	-	-	-	-	-	-
	Total	1	1	21	23	-	-	-	-	1	1	21	23

Sector	URBAN				RURAL				TOTAL				
	Level	Boys	Girls	Mixed	Total	Boys	Girls	Mixed	Total	Boys	Girls	Mixed	Total
PAF	Primary	-	-	-	-	-	-	-	-	-	-	-	-
	Middle	-	-	1	1	-	-	-	-	-	-	1	1
	High	-	-	-	-	-	-	-	-	-	-	-	-
	H. Sec / Inter Colleges	-	-	15	15	-	-	3	3	-	-	18	18
	Degree Colleges	-	-	5	5	-	-	1	1	-	-	6	6
	Total	-	-	21	21	-	-	4	4	-	-	25	25
SPECIAL EDUCATION	Primary	-	-	26	26	-	-	-	-	-	-	26	26
	Middle	-	-	15	15	-	-	-	-	-	-	15	15
	High	-	-	8	8	-	-	-	-	-	-	8	8
	H. Sec / Inter Colleges	-	-	2	2	-	-	-	-	-	-	2	2
	Degree Colleges	-	-	-	-	-	-	-	-	-	-	-	-
	Total	-	-	51	51	-	-	-	-	-	-	51	51
TELECOM FOUNDATION	Primary	-	-	5	5	-	-	-	-	-	-	5	5
	Middle	-	-	4	4	-	-	-	-	-	-	4	4
	High	-	-	4	4	-	-	-	-	-	-	4	4
	H. Sec / Inter Colleges	-	-	-	-	-	-	-	-	-	-	-	-
	Degree Colleges	-	-	-	-	-	-	-	-	-	-	-	-
	Total	-	-	13	13	-	-	-	-	-	-	13	13
PAKISTAN	Primary	113	46	182	341	-	58	3,083	3,141	113	104	3,265	3,482
	Middle	20	20	20	60	-	-	-	-	20	20	20	60
	High	38	48	37	123	-	-	1	1	38	48	38	124
	H. Sec / Inter Colleges	5	4	22	31	-	-	3	3	5	4	25	34
	Degree Colleges	5	8	10	23	-	-	1	1	5	8	11	24
	Total	181	126	271	578	-	58	3,088	3,146	181	184	3,359	3,724

Enrolment (Other Public Sector) by Stage, Gender and Location 2004-05

Pakistan

Sector	URBAN			RURAL			TOTAL			
	Level	Boys	Girls	Total	Boys	Girls	Total	Boys	Girls	Total
CANTT & GARRISION	Pre-Primary	-	-	-	-	-	-	-	-	-
	Primary	53,110	43,595	96,705	-	-	-	53,110	43,595	96,705
	Middle	30,535	22,900	53,435	-	-	-	30,535	22,900	53,435
	High	18,370	15,402	33,772	-	-	-	18,370	15,402	33,772
	H. Sec / Inter Colleges	5,819	6,448	12,267	-	-	-	5,819	6,448	12,267
	Degree Colleges	1,240	3,982	5,222	-	-	-	1,240	3,982	5,222
	Total	109,074	92,327	201,401	-	-	-	109,074	92,327	201,401
NCHD	Pre-Primary	-	-	-	-	-	-	-	-	-
	Primary	6,840	4,560	11,400	129,975	86,650	216,625	136,815	91,210	228,025
	Middle	-	-	-	-	-	-	-	-	-
	High	-	-	-	-	-	-	-	-	-
	H. Sec / Inter Colleges	-	-	-	-	-	-	-	-	-
	Degree Colleges	-	-	-	-	-	-	-	-	-
	Total	6,840	4,560	11,400	129,975	86,650	216,625	136,815	91,210	228,025
NEF	Pre-Primary	289	152	441	10,216	7,845	18,061	10,505	7,997	18,502
	Primary	541	331	872	18,865	10,803	29,668	19,406	11,134	30,540
	Middle	-	-	-	1,285	845	2,130	1,285	845	2,130
	High	-	-	-	56	27	83	56	27	83
	H. Sec / Inter Colleges	-	-	-	-	-	-	-	-	-
	Degree Colleges	-	-	-	-	-	-	-	-	-
	Total	830	483	1,313	30,422	19,520	49,942	31,252	20,003	51,255
NAVAL HEAD QUARTER	Pre-Primary	1,569	1,192	2,761	-	-	-	1,569	1,192	2,761
	Primary	3,120	2,784	5,904	-	-	-	3,120	2,784	5,904
	Middle	2,068	1,746	3,814	-	-	-	2,068	1,746	3,814
	High	1,076	958	2,034	-	-	-	1,076	958	2,034
	H. Sec / Inter Colleges	1,217	811	2,028	-	-	-	1,217	811	2,028
	Degree Colleges	-	-	-	-	-	-	-	-	-
	Total	9,050	7,491	16,541	-	-	-	9,050	7,491	16,541

Sector	URBAN			RURAL			TOTAL			
	Level	Boys	Girls	Total	Boys	Girls	Total	Boys	Girls	Total
OPF	Pre-Primary	1,180	1,234	2,414				1,180	1,234	2,414
	Primary	2,858	2,635	5,493	-	-	-	2,858	2,635	5,493
	Middle	1,565	1,162	2,727	-	-	-	1,565	1,162	2,727
	High	816	663	1,479	-	-	-	816	663	1,479
	H. Sec / Inter Colleges	366	153	519	-	-	-	366	153	519
	Degree Colleges	-	169	169	-	-	-	-	169	169
	Total	6,785	6,016	12,801	-	-	-	6,785	6,016	12,801
PAF	Pre-Primary	1,841	1,119	2,960	95	49	144	1,936	1,168	3,104
	Primary	9,904	5,817	15,721	831	382	1,213	10,735	6,199	16,934
	Middle	5,986	2,912	8,898	496	244	740	6,482	3,156	9,638
	High	3,354	1,858	5,212	338	174	512	3,692	2,032	5,724
	H. Sec / Inter Colleges	3,534	2,242	5,776	402	117	519	3,936	2,359	6,295
	Degree Colleges	203	112	315	95	42	137	298	154	452
	Total	24,822	14,060	38,882	2,257	1,008	3,265	27,079	15,068	42,147
SPECIAL EDUCATION	Pre-Primary	1,349	660	2,009	-	-	-	1,349	660	2,009
	Primary	1,086	581	1,667	-	-	-	1,086	581	1,667
	Middle	290	165	455	-	-	-	290	165	455
	High	83	50	133	-	-	-	83	50	133
	H. Sec / Inter Colleges	16	15	31	-	-	-	16	15	31
	Degree Colleges	-	-	-	-	-	-	-	-	-
	Total	2,824	1,471	2,286	-	-	-	2,824	1,471	4,295
TELECOM FOUNDATION	Pre-Primary	220	173	393	-	-	-	220	173	393
	Primary	1,258	910	2,168	-	-	-	1,258	910	2,168
	Middle	414	252	666	-	-	-	414	252	666
	High	130	73	203	-	-	-	130	73	203
	H. Sec / Inter Colleges	-	-	-	-	-	-	-	-	-
	Degree Colleges	-	-	-	-	-	-	-	-	-
	Total	2,022	1,408	3,430	-	-	-	2,022	1,408	3,430

Sector	URBAN			RURAL			TOTAL			
	Level	Boys	Girls	Total	Boys	Girls	Total	Boys	Girls	Total
PAKISTAN	Pre-Primary	6,448	4,530	10,978	10,311	7,894	18,205	16,759	12,424	29,183
	Primary	78,717	61,213	139,930	149,671	97,835	247,506	228,388	159,048	387,436
	Middle	40,858	29,137	69,995	1,781	1,089	2,870	42,639	30,226	72,865
	High	23,829	19,004	42,833	394	201	595	24,223	19,205	43,428
	H. Sec / Inter Colleges	10,952	9,669	20,621	402	117	519	11,354	9,786	21,140
	Degree Colleges	1,443	4,263	5,706	95	42	137	1,538	4,305	5,843
	Total	162,247	127,816	288,054	162,654	107,178	269,832	324,901	234,994	559,895

Teachers (Other Public Sector) by Level, Gender and Location 2004-05

PAKISTAN EDUCATION STATISTICS 2004-05

Pakistan

Sector	URBAN			RURAL			TOTAL			
	Level	Boys	Girls	Total	Boys	Girls	Total	Boys	Girls	Total
CANTT & GARRISION	Primary	335	927	1,262	-	-	-	335	927	1,262
	Middle	544	893	1,437	-	-	-	544	893	1,437
	High	697	737	1,434	-	-	-	697	737	1,434
	H. Sec / Inter Colleges	83	33	116	-	-	-	83	33	116
	Degree Colleges	187	237	424	-	-	-	187	237	424
	Total	1,846	2,827	4,673	-	-	-	1,846	2,827	4,673
NCHD	Primary	274	182	456	5,199	3,466	8,665	5,473	3,648	9,121
	Middle	-	-	-	-	-	-	-	-	-
	High	-	-	-	-	-	-	-	-	-
	H. Sec / Inter Colleges	-	-	-	-	-	-	-	-	-
	Degree Colleges	-	-	-	-	-	-	-	-	-
	Total	274	182	456	5,199	3,466	8,665	5,473	3,648	9,121
NEF	Primary	10	33	43	855	684	1,539	865	717	1,582
	Middle	-	-	-	8	9	17	8	9	17
	High	-	-	-	3	2	5	3	2	5
	H. Sec / Inter Colleges	-	-	-	-	-	-	-	-	-
	Degree Colleges	-	-	-	-	-	-	-	-	-
	Total	10	33	43	866	695	1,561	876	728	1,604
NAVAL HEAD QUARTER	Primary	11	361	372	-	-	-	11	361	372
	Middle	97	116	213	-	-	-	97	116	213
	High	19	170	189	-	-	-	19	170	189
	H. Sec / Inter Colleges	86	67	153	-	-	-	86	67	153
	Degree Colleges	-	-	-	-	-	-	-	-	-
	Total	213	714	927	-	-	-	213	714	927
OPF	Primary	8	361	369	-	-	-	8	361	369
	Middle	18	169	187	-	-	-	18	169	187
	High	34	88	122	-	-	-	34	88	122
	H. Sec / Inter Colleges	40	7	47	-	-	-	40	7	47
	Degree Colleges	46	12	58	-	-	-	46	12	58
	Total	146	637	783	-	-	-	146	637	783

Sector	URBAN			RURAL			PAKISTAN	EDUCATION STATISTICS 2004-05		
	Level	Boys	Girls	Total	Boys	Girls	Total	TOTAL		
								Boys	Girls	Total
PAF	Primary	36	729	765	31	43	74	67	772	839
	Middle	97	178	275	9	14	23	106	192	298
	High	202	289	491	17	5	22	219	294	513
	H. Sec / Inter Colleges	175	141	316	21	3	24	196	144	340
	Degree Colleges	160	120	280	8	15	23	168	135	303
	Total	670	1,457	2,127	86	80	166	756	1,537	2,293
SPECIAL EDUCATION	Primary	155	192	347	-	-	-	155	192	347
	Middle	-	-	-	-	-	-	-	-	-
	High	-	-	-	-	-	-	-	-	-
	H. Sec / Inter Colleges	-	-	-	-	-	-	-	-	-
	Degree Colleges	-	-	-	-	-	-	-	-	-
	Total	155	192	347	-	-	-	155	192	347
TELECOM FOUNDATION	Primary	-	28	28	-	-	-	-	28	28
	Middle	-	36	36	-	-	-	-	36	36
	High	3	84	87	-	-	-	3	84	87
	H. Sec / Inter Colleges	-	-	-	-	-	-	-	-	-
	Degree Colleges	-	-	-	-	-	-	-	-	-
	Total	3	148	151	-	-	-	3	148	151
PAKISTAN	Primary	829	2,813	3,642	6,085	4,193	10,278	6,914	7,006	13,920
	Middle	756	1,392	2,148	17	23	40	773	1,415	2,188
	High	955	1,368	2,323	20	7	27	975	1,375	2,350
	H. Sec / Inter Colleges	384	248	632	21	3	24	405	251	656
	Degree Colleges	393	369	762	8	15	23	401	384	785
	Total	3,317	6,190	9,507	6,151	4,241	10,392	9,468	10,431	19,899

Institutions (Private Sector) by Province, Level, Gender and Location 2004-2005

Pakistan

Province/ Regions	Level	URBAN				RURAL				TOTAL			
		Boys	Girls	Mixed	Total	Boys	Girls	Mixed	Total	Boys	Girls	Mixed	Total
Punjab	Primary	35	28	5,887	5,950	66	99	5,831	5,996	101	127	11,718	11,947
	Middle	66	62	6,332	6,460	73	26	4,948	5,047	139	88	11,280	11,507
	High	256	123	2,983	3,363	67	42	1,260	1,369	323	165	4,244	4,732
	Higher Sec.	42	32	101	175	14	23	52	89	56	55	153	265
	Total	399	245	15,304	15,948	221	191	12,091	12,502	620	435	27,395	28,450
Sindh	Primary	25	35	2,440	2,500	8	332	386	725	33	367	2,826	3,226
	Middle	8	14	2,037	2,059	4	4	120	129	12	19	2,158	2,188
	High	55	47	1,730	1,832	3	-	42	45	58	47	1,772	1,878
	Higher Sec.	10	13	87	110	3	-	4	8	13	13	92	118
	Total	98	110	6,294	6,503	19	336	552	907	117	447	6,847	7,410
NWFP	Primary	17	4	764	785	62	34	1,695	1,790	78	39	2,459	2,575
	Middle	13	6	615	634	46	7	971	1,024	60	12	1,586	1,658
	High	28	9	290	326	20	10	294	324	47	19	584	650
	Higher Sec.	18	11	54	83	7	6	23	35	24	17	77	118
	Total	75	30	1,723	1,828	135	56	2,983	3,174	209	86	4,707	5,002
Balochistan	Primary	8	18	176	202	3	35	94	132	11	53	270	334
	Middle	6	3	110	119	4	3	34	42	10	7	144	161
	High	13	6	64	83	-	-	11	11	13	6	75	94
	Higher Sec.	6	3	7	15	-	3	-	3	6	7	7	19
	Total	32	30	357	419	8	42	139	189	40	72	496	607
FATA	Primary	-	-	-	-	92	3	133	228	92	3	133	228
	Middle	-	-	-	-	63	-	79	142	63	-	79	142
	High	-	-	-	-	15	-	29	44	15	-	29	44
	Higher Sec.	-	-	-	-	3	-	4	8	3	-	4	8
	Total	-	-	-	-	173	3	246	422	173	3	246	422
Islamabad	Primary	-	-	88	88	-	3	100	104	-	3	189	192
	Middle	-	-	23	23	-	-	69	69	-	-	93	93
	High	3	3	33	40	-	-	33	33	3	3	66	73
	Higher Sec.	-	-	9	9	-	-	11	11	-	-	20	20
	Total	3	3	153	160	-	3	214	217	3	7	367	377
Pakistan	Primary	85	85	9,356	9,526	230	507	8,239	8,977	315	592	17,595	18,502
	Middle	93	85	9,118	9,295	191	41	6,223	6,454	283	126	15,340	15,749
	High	355	189	5,100	5,644	106	52	1,669	1,827	461	240	6,769	7,471
	Higher Sec.	75	60	258	392	28	32	95	154	103	92	353	547
	Total	607	418	23,832	24,857	555	632	16,225	17,412	1,162	1,050	40,057	42,269

Note: Estimated by AEPAM @ 5%

Source: Federal Bureau of Statistics, Statistics Division, 1999-2000

Enrolment (Private Sector) by Province, Stage, Gender and Location 2004-2005

Pakistan

Provinces/ Regions	Stage	URBAN			RURAL			TOTAL		
		Boys	Girls	Total	Boys	Girls	Total	Boys	Girls	Total
Punjab	Primary	1,323,597	1,145,347	2,468,944	844,833	639,851	1,484,685	2,168,431	1,785,198	3,953,629
	Middle	246,835	251,822	498,657	127,541	132,132	259,672	374,376	383,954	758,329
	High	84,105	85,401	169,506	22,965	29,609	52,573	107,070	115,010	222,080
	High Sec.	14,148	14,850	28,998	2,737	3,128	5,865	16,885	17,978	34,862
	Total	1,668,685	1,497,420	3,166,105	998,075	804,719	1,802,795	2,666,761	2,302,139	4,968,900
Sindh	Primary	661,550	537,348	1,198,898	32,257	33,544	65,801	693,807	570,892	1,264,698
	Middle	185,274	150,459	335,733	5,293	3,062	8,355	190,567	153,521	344,088
	High	90,523	75,257	165,781	1,609	842	2,451	92,132	76,100	168,232
	High Sec.	14,930	11,327	26,257	1,251	509	1,760	16,181	11,836	28,017
	Total	952,278	774,391	1,726,669	40,409	37,956	78,366	992,688	812,348	1,805,035
NWFP	Primary	192,996	108,284	301,280	317,075	108,457	425,532	510,071	216,741	726,812
	Middle	47,245	20,731	67,976	48,176	14,501	62,676	95,421	35,232	130,653
	High	24,892	8,017	32,909	10,492	4,371	14,863	35,384	12,389	47,773
	High Sec.	11,992	4,977	16,969	1,422	738	2,160	13,413	5,716	19,129
	Total	277,125	142,010	419,135	377,164	128,067	505,232	654,290	270,077	924,367
Balochistan	Primary	53,884	25,424	79,308	15,546	7,933	23,480	69,430	33,357	102,787
	Middle	12,912	4,546	17,459	1,817	899	2,715	14,729	5,445	20,174
	High	5,308	1,706	7,014	465	232	696	5,772	1,938	7,710
	High Sec.	1,888	516	2,404	-	28	28	1,888	544	2,432
	Total	73,992	32,193	106,185	17,827	9,091	26,919	91,819	41,284	133,103
FATA	Primary	-	-	-	77,287	5,378	82,665	77,287	5,378	82,665
	Middle	-	-	-	10,369	274	10,643	10,369	274	10,643
	High	-	-	-	2,386	149	2,535	2,386	149	2,535
	High Sec.	-	-	-	354	39	393	354	39	393
	Total	-	-	-	90,397	5,839	96,237	90,397	5,839	96,237
Islamabad	Primary	11,525	7,806	19,331	16,559	11,555	28,114	28,084	19,361	47,445
	Middle	2,424	1,462	3,886	1,722	1,557	3,278	4,146	3,018	7,164
	High	954	555	1,509	459	702	1,161	1,413	1,257	2,669
	High Sec.	733	195	928	579	399	977	1,311	593	1,905
	Total	15,636	10,017	25,653	19,318	14,212	33,530	34,954	24,229	59,183
Pakistan	Primary	2,243,552	1,824,209	4,067,761	1,303,558	806,718	2,110,276	3,547,110	2,630,927	6,178,037
	Middle	494,690	429,020	923,711	194,917	152,423	347,340	689,607	581,444	1,271,051
	High	205,783	170,937	376,720	38,375	35,905	74,280	244,158	206,842	450,999
	High Sec.	43,691	31,865	75,556	6,342	4,840	11,182	50,033	36,704	86,738
	Total	2,987,716	2,456,031	5,443,747	1,543,192	999,885	2,543,077	4,530,908	3,455,916	7,986,825

Note1 : Estimated by AEPAM @ 6% primary, 6.5% Middle, 8 % High and 12% Higher Secodary from 1999-2000 to 2002-03

Note2 : Estimated by AEPAM @ 6% primary, 8.5% Middle & High and 15% Higher Secodary for the year 2003-04 and 2004-2005

Source1: Federal Bureau of Statistics, Statistics Division, 1999-2000

Source2: A study on "National Sample Survey of private schools in Pakistan", AEPAM, 2004

Teachers (Private Sector) by Province, Level, Gender and Location 2004-2005

Pakistan

Province/ Regions	Level	URBAN			RURAL			TOTAL		
		Male	Female	Total	Male	Female	Total	Male	Female	Total
Punjab	Primary	3,963	29,953	33,916	5,694	17,759	23,453	9,658	47,712	57,370
	Middle	10,111	44,721	54,832	11,011	23,874	34,884	21,122	68,594	89,716
	High	11,888	36,465	48,353	4,823	9,822	14,646	16,712	46,287	62,999
	High Sec.	1,688	2,495	4,183	398	965	1,363	2,086	3,460	5,546
	Total	27,651	113,634	141,284	21,927	52,419	74,346	49,577	166,053	215,630
Sindh	Primary	2,452	16,023	18,475	657	821	1,478	3,109	16,844	19,953
	Middle	4,094	18,208	22,301	385	673	1,057	4,478	18,880	23,359
	High	8,887	30,586	39,473	240	426	666	9,128	31,011	40,139
	High Sec.	1,392	2,721	4,113	31	21	52	1,423	2,742	4,165
	Total	16,825	67,537	84,362	1,313	1,940	3,253	18,138	69,477	87,616
NWFP	Primary	1,499	3,185	4,685	5,452	3,643	9,095	6,951	6,828	13,779
	Middle	2,299	4,275	6,574	6,100	3,500	9,601	8,399	7,776	16,175
	High	2,948	3,711	6,659	3,575	1,636	5,212	6,523	5,347	11,871
	High Sec.	993	1,103	2,096	4,192	207	4,399	5,185	1,310	6,495
	Total	7,740	12,274	20,014	19,319	8,986	28,306	27,059	21,261	48,319
Balochistan	Primary	275	947	1,222	184	303	487	459	1,250	1,709
	Middle	449	861	1,310	123	256	379	572	1,117	1,689
	High	603	946	1,549	135	175	310	738	1,121	1,859
	High Sec.	138	233	370	4	6	10	142	238	380
	Total	1,464	2,987	4,451	447	740	1,186	1,911	3,726	5,637
FATA	Primary	-	-	-	1,019	69	1,088	1,019	69	1,088
	Middle	-	-	-	1,299	117	1,416	1,299	117	1,416
	High	-	-	-	696	88	784	696	88	784
	High Sec.	-	-	-	71	9	79	71	9	79
	Total	-	-	-	3,084	283	3,367	3,084	283	3,367
Islamabad	Primary	53	611	664	73	444	517	126	1,055	1,181
	Middle	61	290	351	80	430	510	141	720	861
	High	135	400	535	73	213	286	207	613	820
	High Sec.	37	110	148	213	402	615	250	513	763
	Total	286	1,411	1,697	439	1,489	1,928	724	2,901	3,625
Pakistan	Primary	8,242	50,718	58,961	13,079	23,040	36,119	21,321	73,758	95,080
	Middle	17,013	68,355	85,368	18,998	28,849	47,847	36,011	97,204	133,215
	High	24,461	72,108	96,569	9,542	12,360	21,902	34,003	84,468	118,471
	High Sec.	4,249	6,661	10,910	4,908	1,610	6,518	9,157	8,271	17,428
	Total	53,965	197,843	251,808	46,528	65,859	112,387	100,493	263,701	364,194

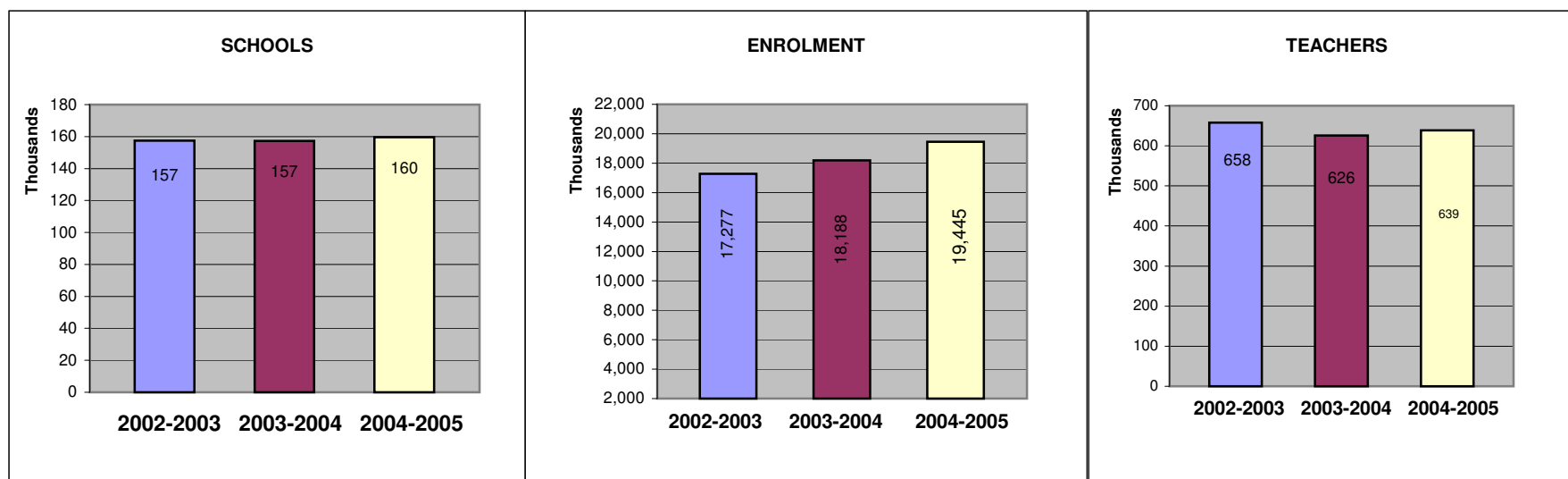
Note: Estimated by AEPAM @ 5%

Source: Federal Bureau of Statistics, Statistics Division, 1999-2000

Comparison of Education Data (Public Schools) By Years 2002-2003 to 2004-2005

Pakistan

Province/Region	2002-2003			2003-2004			2004-2005		
	Schools	Enrolment	Teachers	Schools	Enrolment	Teachers	Schools	Enrolment	Teachers
Punjab	63,673	9,081,044	335,435	63,320	9,294,824	298,665	63,698	10,340,168	303,638
Sindh	44,149	3,283,986	138,782	44,149	3,515,244	138,782	45,484	3,760,647	139,021
NWFP	25,581	2,857,568	96,894	25,580	3,195,790	97,173	25,955	3,171,584	103,061
Balochistan	11,200	771,550	34,355	11,417	813,763	37,699	11,607	834,545	39,073
AJK	5,951	564,724	23,598	5,948	567,768	23,594	5,896	526,131	23,599
FANA	1,590	140,484	4,942	1,590	147,179	4,942	1,618	148,824	5,318
FATA	4,852	419,879	18,556	4,882	496,076	18,442	4,966	508,931	19,037
ICT	395	157,873	5,737	397	157,429	6,348	389	154,231	5,814
Pakistan	157,391	17,277,108	658,299	157,283	18,188,073	625,645	159,613	19,445,061	638,561



Percentage of Public Schools By Province, Level, Location and Gender

2004-05

Pakistan

Province/ Region	Location	Gender	Mosque		Primary		Middle		High		Higher Sec		Total Schools
			Schools	%	Schools	%	Schools	%	Schools	%	Schools	%	
Punjab	Urban	Male	809	21.6	1,927	51.5	390	10.4	574	15.3	44	1.2	3,744
		Female	31	0.9	2,364	67.8	513	14.7	512	14.7	67	1.9	3,487
	Rural	Male	6,552	21.0	19,534	62.7	2,575	8.3	2,355	7.6	159	0.5	31,175
		Female	73	0.3	20,351	80.5	3,718	14.7	1,041	4.1	109	0.4	25,292
	Total		7,465	11.7	44,176	69.4	7,196	11.3	4,482	7.0	379	0.6	63,698
Sindh	Urban	Male	-	-	1,644	67.1	331	13.5	434	17.7	42	1.7	2,451
		Female	-	-	1,402	67.3	284	13.6	342	16.4	54	2.6	2,082
		Mixed	-	-	1,718	93.8	61	3.3	37	2.0	15	0.8	1,831
	Rural	Male	-	-	16,221	92.3	903	5.1	425	2.4	27	0.2	17,576
		Female	-	-	5,240	89.3	501	8.5	118	2.0	7	0.1	5,866
		Mixed	-	-	14,990	95.6	459	2.9	212	1.4	17	0.1	15,678
	Total		-	-	41,215	90.6	2,539	5.6	1,568	3.4	162	0.4	45,484
NWFP	Urban	Male	138	12.7	702	64.5	102	9.4	121	11.1	26	2.4	1,089
		Female	-	-	515	74.2	83	12.0	74	10.7	22	3.2	694
	Rural	Male	2,504	15.5	11,190	69.4	1,374	8.5	933	5.8	133	0.8	16,134
		Female	-	-	6,975	86.8	826	10.3	206	2.6	31	0.4	8,038
Total		2,642	10.2	19,382	74.7	2,385	9.2	1,334	5.1	212	0.8	25,955	
Balochistan	Urban	Male	70	7.2	674	69.3	77	7.9	152	15.6	-	-	973
		Female	-	-	282	66.2	56	13.1	88	20.7	-	-	426
	Rural	Male	481	6.5	6,188	83.5	468	6.3	273	3.7	-	-	7,410
		Female	-	-	2,590	92.6	172	6.1	36	1.3	-	-	2,798
Total		551	4.7	9,734	83.9	773	6.7	549	4.7	-	-	11,607	
AJK	Urban	Male	23	28.4	20	24.7	11	13.6	27	33.3	-	-	81
		Female	-	-	60	55.6	25	23.1	20	18.5	3	2.8	108
	Rural	Male	1,378	44.3	890	28.6	503	16.2	324	10.4	18	0.6	3,113
		Female	-	-	1,849	71.3	496	19.1	228	8.8	21	0.8	2,594
Total		1,401	23.8	2,819	47.8	1,035	17.6	599	10.2	42	0.7	5,896	
FANA	Urban	Male	1	2.7	14	37.8	13	35.1	9	24.3	-	-	37
		Female	-	-	18	52.9	5	14.7	11	32.4	-	-	34
		Mixed	-	-	48	92.3	4	7.7	-	-	-	-	52
	Rural	Male	16	2.8	361	62.8	109	19.0	89	15.5	-	-	575
		Female	1	0.4	185	71.2	51	19.6	23	8.8	-	-	260
		Mixed	11	1.7	603	91.4	41	6.2	5	0.8	-	-	660
Total		29	1.8	1,229	76.0	223	13.8	137	8.5	-	-	1,618	

Province/ Region	Location	Gender	Mosque		Primary		Middle		High		Higher Sec		Total Schools
			Schools	%	Schools	%	Schools	%	Schools	%	Schools	%	
FATA	Rural	Male	212	6.9	2,378	77.1	282	9.1	205	6.6	8	0.3	3,085
		Female	-	-	1,731	92.0	122	6.5	26	1.4	2	0.1	1,881
	Total		212	4.3	4,109	82.7	404	8.1	231	4.7	10	0.2	4,966
Islamabad	Urban	Male	-	-	-	-	3	10.0	19	63.3	8	26.7	30
		Female	-	-	-	-	8	21.1	20	52.6	10	26.3	38
		Mixed	-	-	62	100.0	-	-	-	-	-	-	62
	Rural	Male	-	-	78	60.9	18	14.1	25	19.5	7	5.5	128
		Female	-	-	66	51.6	25	19.5	31	24.2	6	4.7	128
		Mixed	-	-	3	100.0	-	-	-	-	-	-	3
Total				209	53.7	54	13.9	95	24.4	31	8.0	389	
Pakistan	Urban	Male	1,041	12.4	4,981	59.3	927	11.0	1,336	15.9	120	1.4	8,405
		Female	31	0.5	4,641	67.6	974	14.2	1,067	15.5	156	2.3	6,869
		Mixed	-	-	1,828	94.0	65	3.3	37	1.9	15	0.8	1,945
	Rural	Male	11,143	14.1	56,840	71.8	6,232	7.9	4,629	5.8	352	0.4	79,196
		Female	74	0.2	38,987	83.2	5,911	12.6	1,709	3.6	176	0.4	46,857
		Mixed	11	0.1	15,596	95.4	500	3.1	217	1.3	17	0.1	16,341
	Total				12,300	7.7	122,873	77.0	14,609	9.2	8,995	5.6	159,613

Status of Public Schools By Province, Level and Gender 2004-05

Pakistan

Province/ Region	Gender	Mosque				Primary				Middle				High				Total			
		Total	Functional	Non Functional	Closed	Total	Functional	Non Functional	Closed	Total	Functional	Non Functional	Closed	Total	Functional	Non Functional	Closed	Total	Functional	Non Functional	Closed
Punjab	Male	7,361	6,850	511	-	21,461	21,324	137	-	2,965	2,957	8	-	2,929	2,926	3	-	34,716	34,057	659	-
	Female	104	99	5	-	22,715	21,995	720	-	4,231	4,217	14	-	1,553	1,553	-	-	28,603	27,864	739	-
	Total	7,465	6,949	516	-	44,176	43,319	857	-	7,196	7,174	22	-	4,482	4,479	3	-	63,319	61,921	1,398	-
Sindh	Male	-	-	-	-	17,865	15,039	2,044	782	1,234	987	88	159	859	853	-	6	19,958	16,879	2,132	947
	Female	-	-	-	-	6,642	4,968	1,327	347	785	682	79	24	460	457	1	2	7,887	6,107	1,407	373
	Mixed	-	-	-	-	16,708	14,626	1,646	436	520	435	50	35	249	246	-	3	17,477	15,307	1,696	474
	Total	-	-	-	-	41,215	34,633	5,017	1,565	2,539	2,104	217	218	1,568	1,556	1	11	45,322	38,293	5,235	1,794
NWFP	Male	2,642	2,642	-	-	11,892	11,892	-	-	1,476	1,476	-	-	1,054	1,054	-	-	17,064	17,064	-	-
	Female	-	-	-	-	7,490	7,490	-	-	909	909	-	-	280	280	-	-	8,679	8,679	-	-
	Total	2,642	2,642	-	-	19,382	19,382	-	-	2,385	2,385	-	-	1,334	1,334	-	-	25,743	25,743	-	-
Balochistan	Male	551	551	-	-	6,862	6,861	1	-	545	544	1	-	425	425	-	-	8,383	8,381	2	-
	Female	-	-	-	-	2,872	2,870	2	-	228	228	-	-	124	124	-	-	3,224	3,222	2	-
	Total	551	551	-	-	9,734	9,731	3	-	773	772	1	-	549	549	-	-	11,607	11,603	4	-
AJK	Male	1,401	1,330	50	21	910	882	20	8	514	514	-	-	351	349	2	-	3,176	3,075	72	29
	Female	-	-	-	-	1,909	1,841	51	17	521	518	2	1	248	248	-	-	2,678	2,607	53	18
	Total	1,401	1,330	50	21	2,819	2,723	71	25	1,035	1,032	2	1	599	597	2	-	5,854	5,682	125	47
FANA	Male	17	17	-	-	375	373	2	-	122	122	-	-	98	98	-	-	612	610	2	-
	Female	1	1	-	-	203	201	2	-	56	56	-	-	34	34	-	-	294	292	2	-
	Mixed	11	11	-	-	651	650	1	-	45	45	-	-	5	5	-	-	712	711	1	-
	Total	29	29	-	-	1,229	1,224	5	-	223	223	-	-	137	137	-	-	1,618	1,613	5	-
FATA	Male	212	211	-	1	2,378	2,377	-	1	282	281	-	1	205	205	-	-	3,077	3,074	-	3
	Female	-	-	-	-	1,731	1,730	-	1	122	121	-	1	26	26	-	-	1,879	1,877	-	2
	Total	212	211	-	1	4,109	4,107	-	2	404	402	-	2	231	231	-	-	4,956	4,951	-	5
Islamabad	Male	-	-	-	-	78	78	-	-	21	21	-	-	44	44	-	-	143	143	-	-
	Female	-	-	-	-	66	66	-	-	33	33	-	-	51	51	-	-	150	150	-	-
	Mixed	-	-	-	-	65	65	-	-	-	-	-	-	-	-	-	-	65	65	-	-
	Total	-	-	-	-	209	209	-	-	54	54	-	-	95	95	-	-	358	358	-	-
Pakistan	Male	12,184	11,601	561	22	61,821	58,826	2,204	791	7,159	6,902	97	160	5,965	5,954	5	6	87,129	83,283	2,867	979
	Female	105	100	5	-	43,628	41,161	2,102	365	6,885	6,764	95	26	2,776	2,773	1	2	53,394	50,798	2,203	393
	Mixed	11	11	-	-	17,424	15,341	1,647	436	565	480	50	35	254	251	-	3	18,254	16,083	1,697	474
	Total	12,300	11,712	566	22	122,873	115,328	5,953	1,592	14,609	14,146	242	221	8,995	8,978	6	11	158,777	150,164	6,767	1,846
	%	-	95.2	4.6	0.2	-	93.9	4.8	1.3	-	96.8	1.7	1.5	-	99.8	0.1	0.1	-	94.6	4.3	1.2

Note: 836 Higher Sec Schools are not included as all Higher Sec Schools are Functional

Total Enrolment (Public) by Year and Class (1995-96 to 2004-05)**Pakistan**

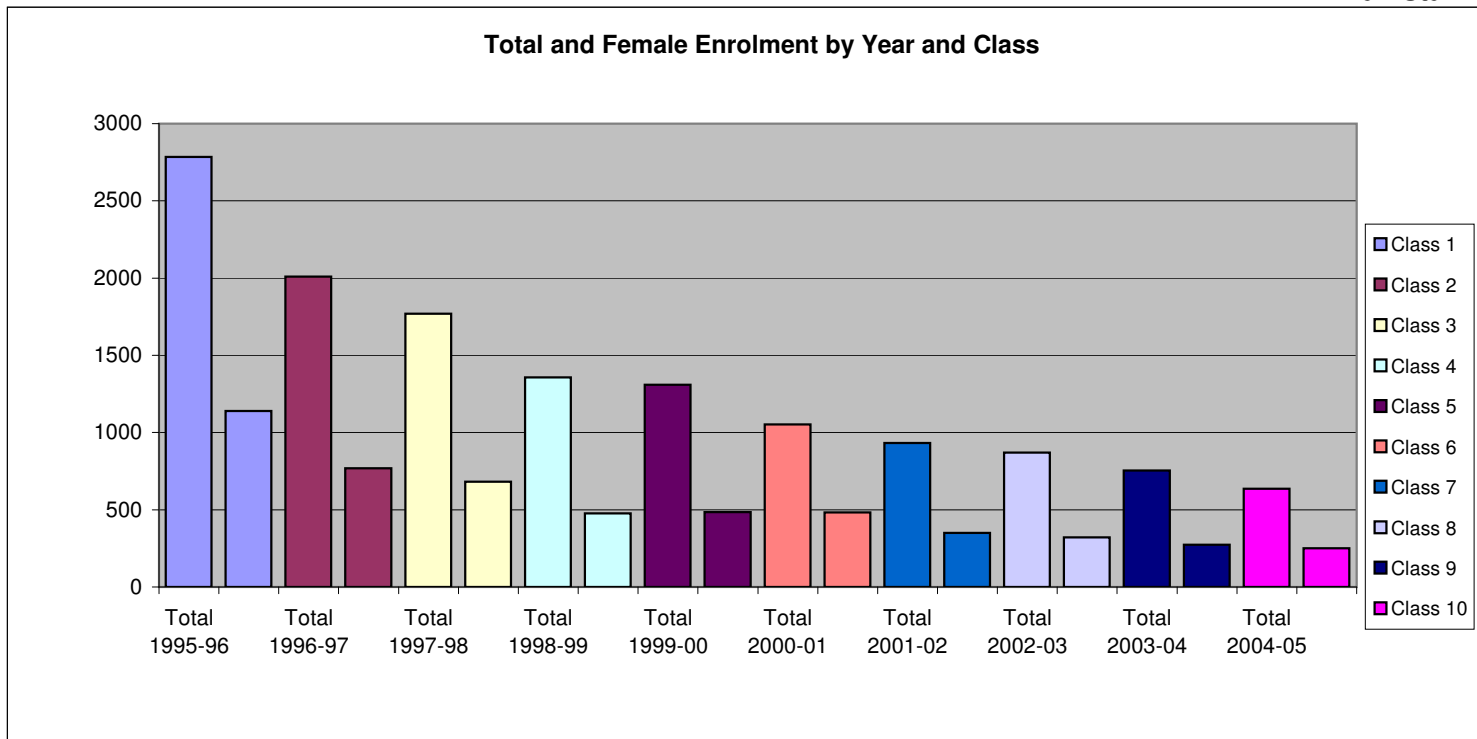
Class	1995-96	1996-97	1997-98	1998-99	1999-00	2000-01	2001-02	2002-03	2003-04	2004-05
Class 1	2,785,199 100%	2,879,698	2,410,512	2,486,371	2,678,433	2,765,058	2,687,703	2,833,726	2,765,496	2,961,794
Class 2	1,981,984	2,008,955	1,981,792	1,791,741	1,927,099	2,050,364	2,163,886	2,172,693	2,119,625	2,285,173
Class 3	1,780,282	1,799,494	1,768,561	1,553,514	167,894	1,723,011	1,829,369	1,889,439	1,950,152	1,991,846
Class 4	1,618,586	1,636,772	1,616,275	1,357,686	1,527,325	1,521,503	1,587,541	1,620,725	1,765,947	1,852,468
Class 5	1,415,192	1,443,612	1,424,860	1,153,502	1,310,117 47%	1,339,103	1,350,576	1,389,036	1,534,357	1,601,194
Class 6	1,172,684	1,217,582	1,197,493	1,199,759	1,156,240	1,052,388	1,066,527	1,097,875	1,162,212	1,241,752
Class 7	969,626	988,421	991,331	1,014,172	1,013,035	939,827	931,765	945,328	1,007,045	1,041,544
Class 8	857,284	854,646	844,754	866,334	904,663	855,402	865,630	869,771 31%	908,960	923,261
Class 9	692,247	720,895	711,363	719,444	752,911	714,402	708,908	706,384	753,891	749,939
Class 10	517,100	538,682	554,336	576,665	558,196	535,539	534,523	535,249	586,789	635,655 23%

Female Enrolment (Public) by Year and Class (1995-96 to 2004-05)

Class	1995-96	1996-97	1997-98	1998-99	1999-00	2000-01	2001-02	2002-03	2003-04	2004-05
Class 1	1,139,669 100%	1,228,088	955,032	850,810	956,592	1,041,210	1,061,290	1,144,931	1,121,631	1,263,293
Class 2	736,368	768,405	770,242	637,062	723,908	764,583	845,986	861,221	840,362	948,526
Class 3	655,087	678,168	681,456	548,090	633,329	662,286	715,102	743,819	773,023	824,045
Class 4	582,562	606,760	606,852	475,946	573,898	583,064	624,842	634,800	692,474	758,260
Class 5	488,321	518,989	523,228	395,397	485,538 43%	503,654	519,810	537,858	586,492	634,408
Class 6	389,544	413,290	416,843	425,611	416,068	482,290	400,581	415,555	439,700	488,611
Class 7	316,374	334,514	340,338	353,234	363,088	422,033	349,441	353,970	386,320	403,774
Class 8	269,934	285,692	289,957	302,801	320,841	384,173	318,151	321,966 28%	345,084	358,567
Class 9	210,868	228,175	239,083	249,415	256,296	302,344	281,229	285,685	272,846	279,524
Class 10	157,499	168,808	180,713	190,570	194,074	228,660	211,429	212,580	226,346	250,731 22%

Graphical Representation of Enrolment (Public Sector) by Year and Class

Pakistan



Sanctioned, Filled-in and Vacant Teachers Posts in Public Schools 2004-05

Pakistan

Province/ Region	Gender	Primary **			Middle			High			Higher Sec			Total		
		Sanctioned	Filled In	Vacant	Sanctioned	Filled In	Vacant	Sanctioned	Filled In	Vacant	Sanctioned	Filled In	Vacant	Sanctioned	Filled In	Vacant
Punjab	Female	68,727	61,406	7,321	46,095	35,808	10,287	34,770	29,583	5,187	6,909	4,859	2,050	156,501	131,656	24,845
	Total	162,364	143,703	18,661	82,992	65,690	17,302	98,952	83,103	15,849	15,311	11,142	4,169	359,619	303,638	55,981
Sindh *	Female	NA	28,850	-	NA	4,889	-	NA	10,993	-	NA	2,174	-	NA	46,906	-
	Total	NA	95,730	-	NA	10,154	-	NA	27,746	-	NA	5,391	-	NA	139,021	-
NWFP	Female	22,221	21,301	920	6,079	4,843	1,236	4,104	3,728	376	1,478	1,271	207	33,882	31,143	2,739
	Total	65,257	63,507	1,750	16,628	14,485	2,143	20,806	19,397	1,409	6,692	5,672	1,020	109,383	103,061	6,322
Balochistan	Female	5,473	5,425	48	2,933	2,548	385	3,470	3,452	18	-	-	-	11,876	11,425	451
	Total	17,684	17,431	253	9,591	8,428	1,163	13,275	13,214	61	-	-	-	40,550	39,073	1,477
AJK *	Female	NA	2,518	-	NA	3,146	-	NA	3,272	-	NA	511	-	NA	9,447	-
	Total	NA	5,792	-	NA	6,910	-	NA	9,906	-	NA	991	-	NA	23,599	-
FANA ***	Female	245	961	-	193	260	-	300	304	-	-	-	-	738	1,525	-
	Total	1,426	2,413	-	1,054	1,178	-	1,878	1,727	-	-	-	-	4,358	5,318	-
FATA	Female	4,156	4,004	152	1,044	941	103	409	395	14	52	41	11	5,661	5,381	280
	Total	10,922	10,742	180	3,948	3,797	151	4,287	4,207	80	306	291	15	19,463	19,037	426
Islamabad	Female	1,672	1,372	300	512	399	113	1,260	1,037	223	916	873	43	4,360	3,681	679
	Total	2,270	1,818	452	783	621	162	2,341	1,992	349	1,459	1,383	76	6,853	5,814	1,039
Pakistan	Female	102,494	125,837	8,741	56,856	52,834	12,124	44,313	52,764	5,818	9,355	9,729	2,311	213,018	241,164	28,994
	Total	259,923	341,136	21,296	114,996	111,263	20,921	141,539	161,292	17,748	23,768	24,870	5,280	540,226	638,561	65,245
	% age	-	-	8.2	-	-	18.2	-	-	12.5	-	-	22.2	-	-	12.1

* : Teachers Sanctioned Posts data not provided by Sindh and AJK

** : Mosque teachers are included in Primary teachers

***: 960 contract teachers of FANA are included in Filled in posts

**Number of Mosque Schools (Public) by Teaching Strength, Location and Gender
2004-05**

Pakistan

Number of Teachers	Urban				Rural				Total			
	Male	Female	Mixed	Total	Male	Female	Mixed	Total	Male	Female	Mixed	Total
1	454	24	-	478	6,506	48	5	6,559	6,960	72	5	7,037
2	395	7	-	402	3,514	20	3	3,537	3,909	27	3	3,939
3	83	-	-	83	482	2	1	485	565	2	1	568
4	22	-	-	22	104	1	-	105	126	1	-	127
5	14	-	-	14	28	-	-	28	42	-	-	42
More than 5	15	-	-	15	19	-	-	19	34	-	-	34
No Information	58	-	-	58	490	3	2	495	548	3	2	553
Total	1,041	31	-	1,072	11,143	74	11	11,228	12,184	105	11	12,300

**Number of Primary Schools (Public) by Teaching Strength, Location and Gender
2004-05**

Pakistan

Number of Teachers	Urban				Rural				Total			
	Male	Female	Mixed	Total	Male	Female	Mixed	Total	Male	Female	Mixed	Total
1	310	337	118	765	9,527	8,303	2,631	20,461	9,837	8,640	2,749	21,226
2	754	794	225	1,773	21,272	16,805	7,406	45,483	22,026	17,599	7,631	47,256
3	607	550	174	1,331	11,275	6,582	3,355	21,212	11,882	7,132	3,529	22,543
4	540	487	158	1,185	7,100	3,106	1,146	11,352	7,640	3,593	1,304	12,537
5	462	411	138	1,011	3,131	1,284	422	4,837	3,593	1,695	560	5,848
More than 5	1,244	1,074	156	2,474	3,085	1,659	271	5,015	4,329	2,733	427	7,489
No Information	1,064	988	859	2,911	1,450	1,248	365	3,063	2,514	2,236	1,224	5,974
Total	4,981	4,641	1,828	11,450	56,840	38,987	15,596	111,423	61,821	43,628	17,424	122,873

**Number of Middle Schools (Public) by Teaching Strength, Location and Gender
2004-05**

Pakistan

Number of Teachers	Urban				Rural				Total			
	Male	Female	Mixed	Total	Male	Female	Mixed	Total	Male	Female	Mixed	Total
1	5	13	4	22	193	160	90	443	198	173	94	465
2	14	16	3	33	155	280	63	498	169	296	66	531
3	33	36	3	72	190	359	65	614	223	395	68	686
4	37	33	3	73	282	518	68	868	319	551	71	941
5	48	42	4	94	411	654	48	1,113	459	696	52	1,207
More than 5	769	817	42	1,628	4,681	3,813	83	8,577	5,450	4,630	125	10,205
No Information	21	17	6	44	320	127	83	530	341	144	89	574
Total	927	974	65	1,966	6,232	5,911	500	12,643	7,159	6,885	565	14,609

**Number of High Schools (Public) by Teaching Strength, Location and Gender
2004-05**

Pakistan

Number of Teachers	Urban				Rural				Total			
	Male	Female	Mixed	Total	Male	Female	Mixed	Total	Male	Female	Mixed	Total
1	2	-	-	2	5	2	-	7	7	2	-	9
2	5	2	-	7	5	3	3	11	10	5	3	18
3	6	3	-	9	10	12	2	24	16	15	2	33
4	8	6	-	14	24	13	4	41	32	19	4	55
5	8	5	1	14	31	27	7	65	39	32	8	79
More than 5	1,279	1,042	36	2,357	4,509	1,638	199	6,346	5,788	2,680	235	8,703
No Information	28	9	-	37	45	14	2	61	73	23	2	98
Total	1,336	1,067	37	2,440	4,629	1,709	217	6,555	5,965	2,776	254	8,995

**Number of Higher Secondary Schools (Public) by Teaching Strength, Location and Gender
2004-05**

Pakistan

Number of Teachers	Urban				Rural				Total			
	Male	Female	Mixed	Total	Male	Female	Mixed	Total	Male	Female	Mixed	Total
1	-	-	-	-	-	-	-	-	-	-	-	-
2	-	1	-	1	-	-	-	-	-	1	-	1
3	-	-	-	-	-	-	-	-	-	-	-	-
4	-	-	-	-	-	2	-	2	-	2	-	2
5	-	1	-	1	-	4	-	4	-	5	-	5
More than 5	119	154	15	288	351	168	17	536	470	322	32	824
No Information	1	-	-	1	1	2	-	3	2	2	-	4
Total	120	156	15	291	352	176	17	545	472	332	32	836

**Student-Teacher, Teacher-School and Student-School Ratios
in Pakistan by Level
2004-05**

Pakistan

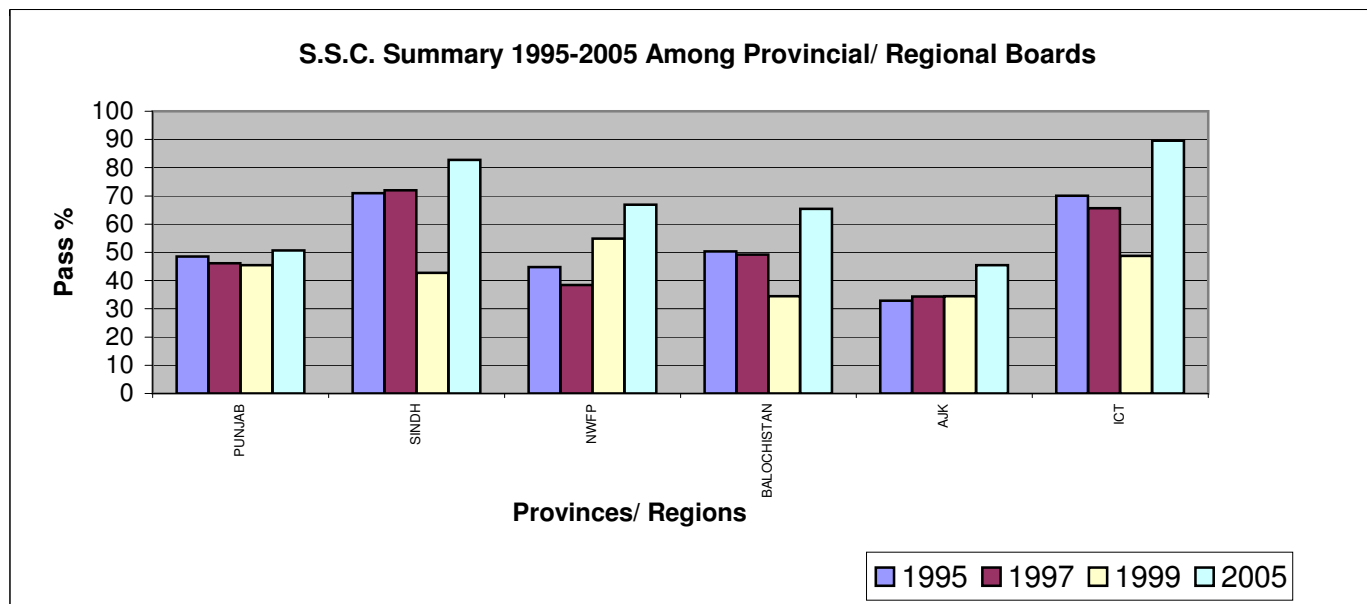
	Levels	Numbers			Ratios		
		Schools	Enrolment	Teachers	Student per	Teacher per	Students per
					Teacher	School	School
Punjab	Mosque	7,465	371,779	11,728	32	2	50
	Primary	44,176	4,875,068	131,975	37	3	110
	Middle	7,196	1,936,004	65,690	29	9	269
	High	4,482	2,789,443	83,103	34	19	622
	Higher-Sec	379	367,874	11,142	33	29	971
	Total	63,698	10,340,168	303,638	34	5	162
Sindh	Mosque	-	-	-	-	-	-
	Primary	41,215	2,915,263	95,730	30	2	71
	Middle	2,539	170,858	10,154	17	4	67
	High	1,568	538,559	27,746	19	18	343
	Higher-Sec	162	135,967	5,391	25	33	839
	Total	45,484	3,760,647	139,021	27	3	83
NWFP	Mosque	2,642	118,947	2,973	40	1	45
	Primary	19,382	2,239,965	60,534	37	3	116
	Middle	2,382	200,775	14,485	14	6	84
	High	1,336	464,214	19,397	24	15	347
	Higher-Sec	213	147,683	5,672	26	27	693
	Total	25,955	3,171,584	103,061	31	4	122
Balochistan	Mosque	551	18,542	800	23	1	34
	Primary	9,734	459,488	16,631	28	2	47
	Middle	773	118,902	8,428	14	11	154
	High	549	237,613	13,214	18	24	433
	Higher-Sec	-	-	-	-	-	-
	Total	11,607	834,545	39,073	21	3	72
AJK	Mosque	1,401	79,408	1,823	44	1	57
	Primary	2,819	136,649	3,969	34	1	48
	Middle	1,035	137,901	6,910	20	7	133
	High	599	156,709	9,906	16	17	262
	Higher-Sec	42	15,464	991	16	24	368
	Total	5,896	526,131	23,599	22	4	89

FANA	Mosque	29	1,363	43	32	1	47
	Primary	1,229	81,404	2,370	34	2	66
	Middle	223	29,313	1,178	25	5	131
	High	137	36,744	1,727	21	13	268
	Higher-Sec	-	-	-	-	-	-
	Total	1,618	148,824	5,318	28	3	92
FATA	Mosque	212	13,815	235	59	1	65
	Primary	4,109	329,721	10,507	31	3	80
	Middle	404	68,090	3,797	18	9	169
	High	231	91,104	4,207	22	18	394
	Higher-Sec	10	6,201	291	21	29	620
	Total	4,966	508,931	19,037	27	4	102
ICT	Mosque	-	-	-	-	-	-
	Primary	209	50,821	1,818	28	9	243
	Middle	54	14,917	621	24	12	276
	High	95	50,066	1,992	25	21	527
	Higher-Sec	31	38,427	1,383	28	45	1,240
	Total	389	154,231	5,814	27	15	396
Pakistan	Mosque	12,300	603,854	17,602	229	8	297
	Primary	81,658	11,088,379	323,534	34	4	136
	Middle	12,067	2,676,760	111,263	24	9	222
	High	7,429	4,364,452	161,292	27	22	587
	Higher-Sec	675	711,616	24,870	29	37	1,054
	Total	159,613	19,445,061	638,561	30	4	122

SUMMARY
S.S.C. EXAMINATION (ANNUAL) OF PUBLIC & PRIVATE SCHOOLS
BY PROVINCIAL/ REGIONAL BOARDS
1995 - 2005

Pakistan

Province/ Region	Pass %			
	1995	1997	1999	2005
PUNJAB	48	46	45	51
SINDH	71	72	43	83
NWFP	45	38	55	67
BALUCHISTAN	50	49	34	65
AJK	33	34	34	45
ICT	70	66	49	90
Pakistan	318	306	261	401



SUMMARY
S.S.C. EXAMINATION (ANNUAL) BY PROVINCE/ REGION
1995-2005

Province /Region	Name of Board	1995			1997			1999			2005		
		Appeared	Passed	Pass %	Appeared	Passed	Pass %	Appeared	Passed	Pass %	Appeared	Passed	Pass %
PUNJAB	BAHAWALPUR	36,277	15,432	43	34,014	13,254	39	93,314	41,939	45	57,984	29,968	52
	D.G.KHAN	26,819	11,086	41	27,089	14,894	55	62,633	28,588	46	43,205	22,532	52
	FAISALABAD	61,369	34,871	57	63,926	36,820	58	27,292	12,479	46	105,218	54,852	52
	GUJRANWALA	84,689	36,982	44	88,150	37,989	43	68,366	31,817	47	154,858	76,156	49
	LAHORE	117,754	55,232	47	120,092	51,349	43	106,336	50,973	48	180,159	89,807	50
	MULTAN	62,480	28,327	45	63,580	29,843	47	75,534	34,625	46	99,602	51,054	51
	RAWALPINDI	65,963	36,863	56	73,085	31,060	42	34,391	13,805	40	93,901	39,934	43
SARGODHA	37,126	20,050	54	41,060	20,542	50	42,599	17,699	42	62,436	28,192	45	
SINDH	HYDERABAD	52,904	38,488	73	64,824	47,534	73	38,550	13,584	35	39,171	33,265	85
	KARACHI	43,522	29,323	67	98,108	67,831	69	19,504	6,890	35	126,409	95,881	76
	LARKANA	-	-	-	28,151	19,033	68	26,212	9,814	37	20,759	18,991	91
	SUKKUR	43,064	31,217	72	31,208	25,634	82	28,268	17,787	63	18,090	15,994	88
	MIRPUR KHAS	-	-	-	-	-	-	-	-	-	-	27,623	24,732
NWFP	ABBOTTABAD	39,394	18,480	47	34,075	12,634	37	94,495	39,721	42	30,965	19,130	62
	BANNU	20,600	7,943	39	17,236	5,044	29	34,793	23,292	67	20,055	15,057	75
	KOHAT	-	-	-	-	-	-	-	-	-	23,861	13,809	58
	MALAKAND	-	-	-	-	-	-	-	-	-	16,498	10,325	63
	MARDAN	-	-	-	-	-	-	-	-	-	35,818	23,563	66
	PESHAWAR	61,633	28,440	46	79,896	32,811	41	65,924	38,040	58	40,029	27,200	68
	SWAT	21,576	9,281	43	24,932	9,521	38	23,956	19,222	80	13,901	10,245	74
BALUCHISTAN	QUETTA	23,840	11,998	50	27,547	13,564	49	30,043	10,353	34	32,570	21,055	65
AJK	MIRPUR	26,004	8,563	33	28,880	9,922	34	30,043	10,353	34	40,652	18,476	45
ICT	ISLAMABAD	33,193	23,516	71	37,616	25,192	67	42,213	26,698	63	41,688	36,705	88
PAKISTAN		858,207	445,834	52	983,469	503,990	51	1,021,926	479,276	47	1,325,452	776,923	59

SUMMARY
H.S.S.C EXAMINATION (ANNUAL) BY PROVINCE/ REGION
1995-2005

Province /Region	Name of Board	1995			1997			1999			2005		
		Appeared	Passed	Pass %	Appeared	Passed	Pass %	Appeared	Passed	Pass %	Appeared	Passed	Pass %
BALUCHISTAN	QUETTA	23,007	9,330	41	15,840	5,999	38	17,506	9,209	53	19,543	9,860	50
NWFP	ABBOTTABAD	8,593	2,316	27	10,871	3,306	30	9,270	2,530	27	18,582	11,499	62
	BANNU	11,824	2,756	23	6,660	2,579	38	1,585	1,062	67	12,824	7,882	61
	KOHAT	-	-	-	-	-	-	-	-	-	10,061	5,084	51
	MALAKAND	-	-	-	-	-	-	-	-	-	9,038	3,975	44
	MARDAN	-	-	-	-	-	-	-	-	-	16,944	9,474	56
	PESHAWAR	23,839	9,385	39	31,733	14,606	46	-	-	-	49,181	24,542	50
	SWAT	6,960	3,122	45	9,044	3,682	41	11,099	3,079	28	8,119	3,983	49
PUNJAB	BAHAWALPUR	17,660	4,443	25	16,881	4,432	26	16,574	5,607	34	26,398	13,708	52
	D.G.KHAN	11,229	2,999	27	10,800	4,518	42	11,203	4,193	37	19,160	10,455	55
	FAISALABAD	32,088	10,026	31	33,360	12,596	38	30,238	11,312	37	43,175	30,085	70
	GUJRANWALA	33,956	9,629	28	37,127	13,599	37	35,142	14,925	42	64,511	40,110	62
	LAHORE	61,583	19,128	31	54,566	24,575	45	59,703	24,775	42	96,640	60,462	63
	MULTAN	27,758	8,474	31	28,962	8,161	28	29,422	12,423	42	41,756	23,356	56
	RAWALPINDI	30,666	10,043	33	33,798	18,612	55	29,971	11,097	37	42,286	25,092	59
SARGODHA	13,693	4,842	35	15,171	5,780	38	14,222	5,744	40	18,801	11,927	63	
SINDH	HYDERABAD	50,050	39,942	80	71,953	38,045	53	29,182	10,416	36	91,669	48,729	53
	KARACHI	9,744	4,247	44	46,285	19,166	41	74,834	29,234	39	91,669	48,729	53
	LARKANA	-	-	-	18,964	13,628	72	16,759	9,957	59	14,584	12,293	84
	MIRPURKHAS	-	-	-	-	-	-	-	-	-	13,707	10,201	74
	SUKKUR	34,335	14,841	43	20,928	12,880	62	-	-	-	23,331	19,302	83
AJK	MIRPUR	7,716	2,563	33	9,685	3,239	32	11,486	3,797	33	21,798	9,185	42
ICT	ISLAMABAD	18,308	12,705	72	24,364	16,781	68	26,952	17,625	68	35,559	27,730	78
PAKISTAN		423,009	170,791	40	496,992	226,184	46	425,148	176,985	42	789,336	467,663	59

**Colleges (Public) by Province , Level and Gender
2004-2005**

Pakistan

Province	Level	Institutions				Enrolment			Teachers		
		Male	Female	Mixed	Total	Male	Female	Total	Male	Female	Total
Punjab*	Inter	33	25		58	6,758	6,409	13,167	365	208	573
	Degree	109	157	4	270	12,256	52,753	65,009	2,284	2,937	5,221
	Postgraduate	23	22	26	71	76,626	109,972	186,598	2,248	2,239	4,487
	Total	165	204	30	399	95,640	169,134	264,774	4,897	5,384	10,281
Sindh	Inter	9	10	4	23	6,836	6,437	13,273	195	109	304
	Degree**	88	77	42	207	128,471	105,474	233,945	2,739	1,761	4,500
	Postgraduate	4	2	2	8	9,167	4,276	13,443	255	171	426
	Total	101	89	48	238	144,474	116,187	260,661	3,189	2,041	5,230
NWFP	Inter	-	-	-	-	-	-	-	-	-	-
	Degree	64	32	-	96	32,374	22,140	54,514	1,744	795	2,539
	Postgraduate	12	-	-	12	21,239	708	21,947	882	-	882
	Total	76	32	-	108	53,613	22,848	76,461	2,626	795	3,421
Balochistan	Inter	28	17	-	45	5,664	3,803	9,467	282	126	408
	Degree	16	4	-	20	16,285	6,069	22,354	546	147	693
	Postgraduate	-	-	-	-	-	-	-	-	-	-
	Total	44	21	-	65	21,949	9,872	31,821	828	273	1,101
AJK	Inter	26	24	3	53	4,711	4,511	9,222	280	144	424
	Degree	22	19		41	7,736	6,893	14,629	578	193	771
	Postgraduate	4	3	-	7	6,017	3,952	9,969	101	114	215
	Total	52	46	3	101	18,464	15,356	33,820	959	451	1,410
FATA	Inter	-	-	-	-	-	-	-	-	-	-
	Degree	3	1		4	7,322	874	8,196	404	135	539
	Postgraduate	-	-	-	-	-	-	-	-	-	-
	Total	3	1	-	4	7,322	874	8,196	404	135	539
FANA	Inter	5	3	-	8	548	680	1,228	-	-	-
	Degree	5	1	-	6	1,466	790	2,256	-	-	-
	Postgraduate	-	-	-	-	-	-	-	-	-	-
	Total	10	4	-	14	2,014	1,470	3,484	-	-	-
ICT	Inter										
	Degree	4	5		9	7,152	9,033	16,185	267	338	605
	Postgraduate	-	-	-	-	-	-	-	-	-	-
	Total	4	5	-	9	7,152	9,033	16,185	267	338	605
Pakistan	Inter	101	79	7	187	24,517	21,840	46,357	1,122	587	1,709
	Degree	311	296	46	653	213,062	204,026	417,088	8,562	6,306	14,868
	Postgraduate	43	27	28	98	113,049	118,908	231,957	3,486	2,524	6,010
	Total	445	398	81	938	350,628	344,774	695,402	13,170	9,417	22,587

*: Provisional Data

**: Degree colleges include Professional Colleges

Technical and Vocational Institutions by Province, Level and Gender 2004-2005

Pakistan

Province	Level	Institutions				Enrolment			Teachers		
		Male	Female	Mixed	Total	Male	Female	Total	Male	Female	Total
Punjab	Commercial/ Professional	99	11	4	114	26,701	3,750	30,451	1,296	78	1,374
	Industrial/Vocational	133	130	-	263	14,954	9,052	24,006	1,253	672	1,925
	Polytechnic	22	4	-	26	14,999	1,587	16,586	876	99	975
	Total	254	145	4	403	56,654	14,389	71,043	3,425	849	4,274
Sindh	Commercial/ Professional	20		21	41	2,745	137	2,882	211	5	216
	Industrial/Vocational	5	63		68	779	2,389	3,168	32	200	232
	Polytechnic	40		6	46	17,741	165	17,906	584	2	586
	Total	65	63	27	155	21,265	2,691	23,956	827	207	1,034
NWFP	Commercial/ Professional	1	-	-	1	1,319	-	1,319	98	-	98
	Industrial/ Vocational	27	11	-	38	3,960	706	4,666	537	159	696
	Polytechnic	11	1	-	12	4,002	282	4,284	594	53	647
	Total	39	12	-	51	9,281	988	10,269	1,229	212	1,441
Balochistan	Commercial/ Professional	1	-	-	1	419	-	419	11	-	11
	Industrial/Vocational	-	-	-	-	-	-	-	-	-	-
	Polytechnic	1	1	-	2	996	371	1,367	19	13	32
	Total	2	1	-	3	1,415	371	1,786	30	13	43
FATA	Commercial/ Professional	5	-	-	5	938	-	938	107	-	107
	Industrial/ Vocational	-	106	-	106	-	2,462	2,462	-	157	157
	Polytechnic	9	-	-	9	230	-	230	163	-	163
	Total	14	106	-	120	1,168	2,462	3,630	270	157	427
AJK	Commercial/ Professional	6	-	-	6	64	-	64	22	2	24
	Industrial/Vocational	5	-	-	5	289	-	289	57	-	57
	Polytechnic	1	-	-	1	150	-	150	13	-	13
	Total	12	-	-	12	503	-	503	92	2	94
ICT	Commercial/ Professional	1	1	-	2	2,040	399	2,439	29	10	39
	Industrial/ Vocational	1	-	-	1	38	-	38	4	-	4
	Technical	-	-	-	-	-	-	-	-	-	-
	Total	2	1	-	3	2,078	399	2,477	33	10	43
Pakistan	Commercial/ Professional	133	12	25	170	34,226	4,286	38,512	1,774	95	1,869
	Industrial/ Vocational	171	310	-	481	20,020	14,609	34,629	1,883	1,188	3,071
	Polytechnic	84	6	6	96	38,118	2,405	40,523	2,249	167	2,416
	Total	388	328	31	747	92,364	21,300	113,664	5,906	1,450	7,356

Note: Punjab teachers data for year 2003-04 is repeated

Teachers Training Institutions by Province and Gender 2004-2005

Pakistan

Province	Type	Institutions				Enrolment			Teachers		
		Male	Female	Mixed	Total	Male	Female	Total	Male	Female	Total
Punjab	Public	30	14	-	44	12,159	3,839	15,998	1,026	461	1,487
	Private	-	-	3	3	1,500	1,000	2,500	-	-	-
	Total	30	14	3	47	13,659	4,839	18,498	1,026	461	1,487
Sindh	Public	13	11		24	1,340	1,298	2,638	227	180	407
	Private	-	-	6	6	2,926	3,648	6,574	22	67	89
	Total	13	11	6	30	4,266	4,946	9,212	249	247	496
NWFP	Public	10	10	2	22	2,482	2,287	4,769	163	105	268
	Private	-	-	6	6	54	36	90	-	-	-
	Total	10	10	8	28	2,536	2,323	4,859	163	105	268
Balochistan	Public	7	4	-	11	1,618	772	2,390	193	78	271
	Private	-	-	2	2	-	120	120	-	-	-
	Total	7	4	2	13	1,618	892	2,510	193	78	271
AJK	Public	6	6		12	334	393	727	62	63	125
	Private	-	-	2	2		120	120	-	-	-
	Total	6	6	2	14	334	513	847	62	63	125
ICT	Public	-	-	1	1	334	223	557	18	11	29
	Private	-	-	2	2	48	32	80	-	-	-
	Total	-	-	3	3	382	255	637	18	11	29
Pakistan	Public	66	45	3	114	18,267	8,812	27,079	1,689	898	2,587
	Private	-	-	21	21	4,528	4,956	9,484	22	67	89
	Total	66	45	24	135	22,795	13,768	36,563	1,711	965	2,676

Note: Public Sector data for year 2003-04 is repeated

Source for Private data: Directory of Teachers Education/ Training Institutions in Pakistan, March 2005, Academy for Educational Development (AED), Islamabad

Universities (Public + Private) by Province, Enrolment, Gender and Level

2004-2005

Pakistan

Province	Level	Enrolment								
		Public			Private			Total		
		Male	Female	Total	Male	Female	Total	Male	Female	Total
Punjab	BA/BSc/BCS	33,328	22,642	55,970	9,035	2,899	11,934	42,363	25,541	67,904
	MA/MSc/MCS	14,786	15,557	30,343	3,383	1,170	4,553	18,169	16,727	34,896
	M Phil	906	530	1,436	41	12	53	947	542	1,489
	Ph.D	1,083	344	1,427	22	5	27	1,105	349	1,454
	Diploma/Certificate	1,870	1,293	3,163	1	6	7	1,871	1,299	3,170
	Total	51,973	40,366	92,339	12,482	4,092	16,574	64,455	44,458	108,913
Sindh	BA/BSc/BCS	21,483	9,332	30,815	9,184	5,642	14,826	30,667	14,974	45,641
	MA/MSc/MCS	8,756	4,561	13,317	4,806	2,335	7,141	13,562	6,896	20,458
	M Phil	954	242	1,196	774	290	1,064	1,728	532	2,260
	Ph.D	78	40	118	29	12	41	107	52	159
	Diploma/Certificate	659	209	868	147	383	530	806	592	1,398
	Total	31,930	14,384	46,314	14,940	8,662	23,602	46,870	23,046	69,916
NWFP	BA/BSc/BCS	11,334	2,614	13,948	3,463	566	4,029	14,797	3,180	17,977
	MA/MSc/MCS	6,568	2,334	8,902	3,116	527	3,643	9,684	2,861	12,545
	M Phil	462	167	629	71	11	82	533	178	711
	Ph.D	414	49	463	54	6	60	468	55	523
	Diploma/Certificate	2,006	148	2,154	1,232	125	1,357	3,238	273	3,511
	Total	20,784	5,312	26,096	7,936	1,235	9,171	28,720	6,547	35,267
Balochistan	BA/BSc/BCS	7,679	2,823	10,502	109	18	127	7,788	2,841	10,629
	MA/MSc/MCS	814	479	1,293	165	19	184	979	498	1,477
	M Phil	104	23	127	-	-	-	104	23	127
	Ph.D	11	1	12	-	-	-	11	1	12
	Diploma/Certificate	235	106	341	45	3	48	280	109	389
	Total	8,843	3,432	12,275	319	40	359	9,162	3,472	12,634
AJK	BA/BSc/BCS	1,215	305	1,520	980	296	1,276	2,195	601	2,796
	MA/MSc/MCS	667	350	1,017	2,310	610	2,920	2,977	960	3,937
	M Phil	12	3	15	-	-	-	12	3	15
	Ph.D	3	-	3	-	-	-	3	-	3
	Diploma/Certificate	-	-	-	-	-	-	-	-	-
	Total	1,897	658	2,555	3,290	906	4,196	5,187	1,564	6,751

SUMMARY PAKISTAN EDUCATION STATISTICS 2004-05

FANA	BA/BSc/BCS	406	95	501	-	-	-	406	95	501
	MA/MSc/MCS	187	110	297	-	-	-	187	110	297
	M Phil	-	-	-	-	-	-	-	-	-
	Ph.D	-	-	-	-	-	-	-	-	-
	Diploma/Certificate	-	-	-	-	-	-	-	-	-
	Total	593	205	798	0	0	0	593	205	798
Islamabad	BA/BSc/BCS	81,264	64,833	146,097	4,222	1,561	5,783	85,486	66,394	151,880
	MA/MSc/MCS	50,699	73,143	123,842	1,903	959	2,862	52,602	74,102	126,704
	M Phil	1,016	681	1,697	25	11	36	1,041	692	1,733
	Ph.D	821	225	1,046	8	1	9	829	226	1,055
	Diploma/Certificate	3,366	1,649	5,015	-	-	-	3,366	1,649	5,015
	Total	137,166	140,531	277,697	6,158	2,532	8,690	143,324	143,063	286,387
Pakistan	BA/BSc/BCS	156,709	102,644	259,353	26,993	10,982	37,975	183,702	113,626	297,328
	MA/MSc/MCS	82,477	96,534	179,011	15,683	5,620	21,303	98,160	102,154	200,314
	M Phil	3,454	1,646	5,100	911	324	1,235	4,365	1,970	6,335
	Ph.D	2,410	659	3,069	113	24	137	2,523	683	3,206
	Diploma/Certificate	8,136	3,405	11,541	1,425	517	1,942	9,561	3,922	13,483
	Total	253,186	204,888	458,074	45,125	17,467	62,592	298,311	222,355	520,666

Note : HEC did not provide the data for the year 2004-05, so the data of the year 2003-04 is repeated

Source: Policy & Planning Wing, Ministry of Education

Universities (Public + Private) by Province, and Gender 2004-05

Pakistan

Province	Institutions			Teachers									
	Public	Private	Total	Faculty	Public			Private			Total		
					Male	Female	Total	Male	Female	Total	Male	Female	Total
Punjab	19	14	33	Full Time	3,949	1,607	5,556	599	219	818	4,548	1,826	6,374
				Part Time	1,289	488	1,777	474	77	551	1,763	565	2,328
				Total	5,238	2,095	7,333	1,073	296	1,369	6,311	2,391	8,702
Sindh	10	22	32	Full Time	1,666	792	2,458	1,249	566	1,815	2,915	1,358	4,273
				Part Time	497	84	581	1,023	266	1,289	1,520	350	1,870
				Total	2,163	876	3,039	2,272	832	3,104	4,435	1,708	6,143
NWFP	9	8	17	Full Time	1,151	234	1,385	326	57	383	1,477	291	1,768
				Part Time	313	17	330	390	55	445	703	72	775
				Total	1,464	251	1,715	716	112	828	2,180	363	2,543
Balochistan	4	1	5	Full Time	764	892	1,656	23	3	26	787	895	1,682
				Part Time	5,727	1,760	7,487	28	6	34	5,755	1,766	7,521
				Total	6,491	2,652	9,143	51	9	60	6,542	2,661	9,203
AJK	1	1	2	Full Time	206	46	252	26	-	26	232	46	278
				Part Time	-	-	-	75	11	86	75	11	86
				Total	206	46	252	101	11	112	307	57	364
FANA	1	-	1	Full Time	30	7	37	-	-	-	30	7	37
				Part Time	7	2	9	-	-	-	7	2	9
				Total	37	9	46	-	-	-	37	9	46
ICT	9	4	13	Full Time	1,138	280	1,418	723	180	903	1,861	460	2,321
				Part Time	30,438	173	30,611	560	140	700	30,998	313	31,311
				Total	31,576	453	32,029	1,283	320	1,603	32,859	773	33,632
Pakistan	53	50	103	Full Time	8,904	3,858	12,762	2,946	1,025	3,971	11,850	4,883	16,733
				Part Time	38,271	2,524	40,795	2,550	555	3,105	40,821	3,079	43,900
				Total	47,175	6,382	53,557	5,496	1,580	7,076	52,671	7,962	60,633

Note : HEC did not provide the data for the year 2004-05, so the data of the year 2003-04 is repeated

Source: Policy & Planning Wing, Ministry of Education

Deeni Madaris
Institutions, Teachers and Enrolment By Wafaqs, Province and Gender
2004-05

Pakistan

Wafaqs/ Tanzeem/ Rabita	Provinces/ Regions	Institutions			Teachers			Enrolment		
		Male	Female	Total	Male	Female	Total	Male	Female	Total
Rabita-tul-Madaris Islamia	Punjab	-	-	95	410	221	631	9,173	4,677	13,850
	Sindh	-	-	105	589	299	888	12,287	2,874	15,161
	NWFP	-	-	159	439	333	771	9,619	3,726	13,345
	Balochistan	-	-	18	71	15	86	1,526	82	1,608
	AJK	-	-	54	144	78	222	3,981	1,810	5,791
	FANA	-	-	3	6	4	10	186	120	306
	FATA	-	-	12	114	12	126	1,446	297	1,743
	Islamabad	-	-	7	-	14	14	532	439	971
	Total	-	-	454	1,773	976	2,749	38,750	14,024	52,774
Wafaq-ul-Madaris Al Salafia	Punjab	101	168	269	434	604	1,038	13,376	12,974	26,350
	Sindh	21	15	36	98	59	156	2,139	1,431	3,569
	NWFP	6	10	16	34	50	84	938	1,390	2,328
	Balochistan	4	-	4	31	-	31	846	-	846
	AJK	4	2	6	14	7	21	313	135	448
	FANA	2	1	3	20	14	34	724	733	1,457
	FATA	-	-	-	-	-	-	-	-	-
	Islamabad	1	1	2	7	4	10	179	73	252
	Total	139	197	336	636	738	1,374	18,516	16,735	35,251
Wafaq-ul-Madaris Al Shia	Punjab	175	36	211	853	196	1,049	7,281	1,699	8,979
	Sindh	72	10	82	392	62	454	3,282	617	3,900
	NWFP	10	3	13	53	16	69	462	192	654
	Balochistan	10	4	14	60	24	84	432	357	788
	AJK	3	1	4	18	9	27	141	73	214
	FANA	35	5	40	195	30	225	887	279	1,166
	FATA	3	1	4	25	11	35	187	165	352
	Islamabad	6	1	7	32	6	39	334	55	389
	Total	314	61	375	1,628	354	1,982	13,005	3,436	16,441
Tanzeem-ul-Madaris AhleSunat Pakistan *	-	-	2,064	-	-	8,500	-	-	82,806	
Wafaq-ul-Madaris Al-Arabia Pakistan	-	-	9,398	-	-	48,500	-	-	1,350,000	
Independent Institutions *	13	14	27	383	129	512	5454	2112	7566	
Grand Total	-	-	12,654	-	-	63,617	-	-	1,544,838	

Note: Independentt Institutes includes Jamia Taleemat Islamia Faisalabad, Jamia Dar-ul-Uloom Karachi, Jamia Ashrafia Lahore and Dar-ul-Uloom

Muhammadi Ghosia Bhera Sharif

* : Repeated data for the year 2003-04

Total Government Expenditure on Education 2004-05**Rs. In Million**

	Current	Development	Total
Federal Government	21,194.002	15,087.587	36,281.589
Provinces	77,437.441	19,199.924	96,637.365
Total	98,631.443	34,287.511	132,918.954
Total Government Expenditure on education as % of total government expenditure from all sectors	10.510	15.330	11.440

Source: Policy & Planning Wing, Ministry of Education